

Code: 109-9



Golden
World
Trading
Group

www.GoldenWTG.org

COMPANY PROFILE

MARIE Hardware Group Co.,Ltd was established in 1998 and was located in Guangdong mainland China, is an enterprise specializing in building and Furniture and decorative hardware. We are the leading and diversifying hardware manufacturer with door handle, door stop, door bolt, door hinge, furniture hardware and other hardware accessories etc. There are at present more than 400 employees in our factory which covers a space of about 10000 square meters with advanced facilities, skilled and experiential workers, strict management system and high quality materials. Our company had more than 10 years export experiences and our products sell to all around the world more than 40 countries including America, Europe and the product quality enjoy great reputation of them and also sell very well in their market. We insist on "Perfect Design、High quality、competitive Price and Good service and on time delivery" as our tenent.

We are looking forward to establish a long term and mutual benefit Business relationship with the customers throughout the world. Your support and cooperation will be greatly welcome and appreciative.

FINISHES AVAILABLE:

SSS: Satin stainless steel	SCP: Satin chrome plated
PSS: Polished stainless steel	GP: Gold plated
PD: Powder coating	NP: Nickel plated
PB: Polished Brass	SN: Satin nickel plated
BP: Brass plated	AB: Antique brass plated
CP: Polish chrome plated	AC: Antique copper plated

Stainless Steel material available finish: SSS.PSS.BP.AB.AC.PVD.

Brass material available finish: PB.SB.CP.SCP.SN.GP.PVD.AB.AC.

Zinc alloy material available finish: BP.CP.SCP.SN.AB.AC.PVD.PD.

Steel material available finish: SN.CP.SCP.BP.PD.AB.AC.

DOOR LOCK
P001-P004



STAINLESS STEEL LEVER HANDLE
P005-P010



ESCUTCHEON
P011




MORTISE LOCK
P012




CYLINDER
P013



HINGE
P014-P019




FURNITURE HANDLE
P020-P025




CONCEAL HANDLE
P026-P027



FURNITURE KNOB
P028-P030




HOOK
P031-P032



DOOR BOLT
P033-P035




DOOR STOPPER
P036-P040



DOOR GURGUD
P041-P042



HARDWARE ACCESSORIES
P043-P045




WINDOW STAY
P046-P047




BATHROOM ACCESSORIES
P048-P055



SIGN PLATE
P056-P058



HOUSE NUMBER
P058



MAIL BOX
P058-P060



FLOOR DRAINER
P061-P062




HANG WHEEL
P063




SLIDING DOOR
P064-P065



DOOR PULL
P066-P069



FLOOR SPRING
P070-P079



PATCH FITTING
P080-P085



GLASS DOOR LOCK
P086-P090



FUNITURE ACCESSORIES SERIES
P091-P122


CONCEAL HINGE
P092-P100




DRAWER SLIDE
P101-P108



CABINET STAY
P109-P110



FURNITURE HANDLE
P111-P114



CLASSICAL HANDLE
P115-P121



CONCEAL HINGE
P122





Gate Door Lock

It's mellifluous matching various styles of modern high taste of family decoration. With the accuracy structure of lock backset and computerized two lines bead lock cylinder, it's more safe.



Room Door Lock

Modern profile, elegant and simplicity, embody unique style. Computerized tow lines bead lock cylinder.



Bathroom Door Lock

Simple and beautiful design. Reasonable structure, it's function meet the person's requirement. The Knob used smoothly and conveniently.

The full function of Gate Door, Room Door and Bathroom Door, meet the usage requirement of various spaces. All the functions are matched perfectly, this series as a new and good plan combining usage and taste for modern living room.



TH3001
Material:Stainless steel
Finishes:SSS, PSS, PVD



TH3002
Material:Stainless steel
Finishes:SSS, PSS, PVD



TH3009
Material:Stainless steel
Finishes:SSS, PSS, PVD



TH3010
Material:Stainless steel
Finishes:SSS, PSS, PVD



TH3003
Material:Stainless steel
Finishes:SSS, PSS, PVD



TH3004
Material:Stainless steel
Finishes:SSS, PSS, PVD



TH3011
Material:Stainless steel
Finishes:SSS, PSS, PVD



TH3012
Material:Stainless steel
Finishes:SSS, PSS, PVD



TH3005
Material:Stainless steel
Finishes:SSS, PSS, PVD



TH3006
Material:Stainless steel
Finishes:SSS, PSS, PVD



TH3013
Material:Stainless steel
Finishes:SSS, PSS, PVD



TH3014
Material:Stainless steel
Finishes:SSS, PSS, PVD

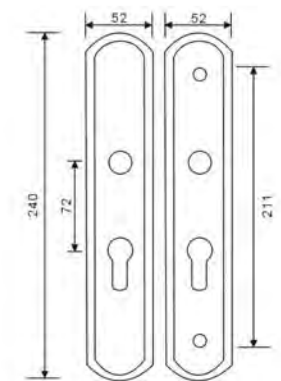
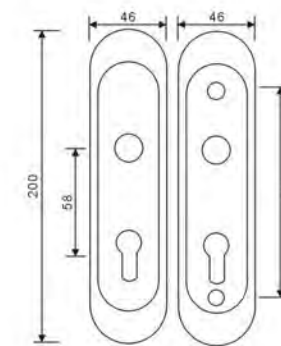
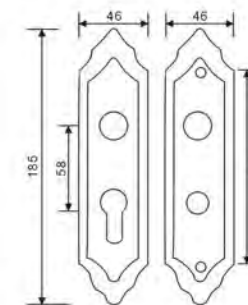


TH3007
Material:Stainless steel
Finishes:SSS, PSS, PVD



TH3008
Material:Stainless steel
Finishes:SSS, PSS, PVD

The size of faceplates:





TH3015
Material:Stainless steel
Finishes:SSS, PSS, PVD



TH3016
Material:Stainless steel
Finishes:SSS, PSS, PVD



TH3017
Material:Stainless steel
Finishes:SSS, PSS, PVD



TH3018
Material:Stainless steel
Finishes:SSS, PSS, PVD



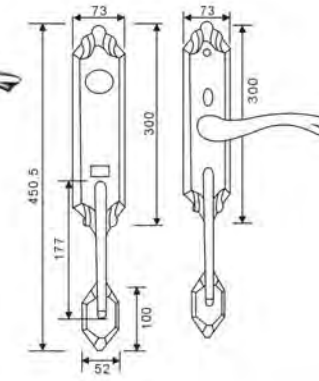
TH3019
Material:Stainless steel
Finishes:SSS, PSS, PVD



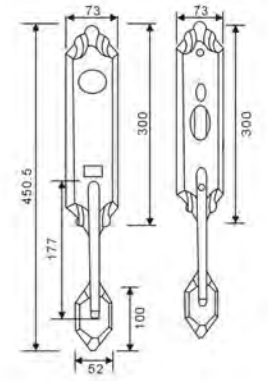
TH3020
Material:Stainless steel
Finishes:SSS, PSS, PVD



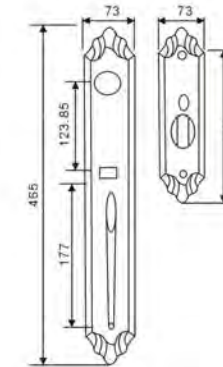
TH3021
Material:Stainless steel
Finishes:SSS, PSS, PVD



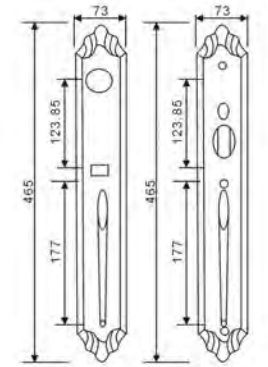
TH3022
Material:Stainless steel
Finishes:SSS, PSS, PVD



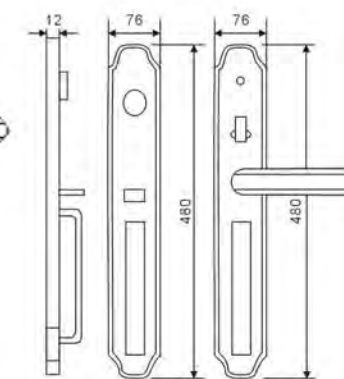
TH3023
Material:Stainless steel
Finishes:SSS, PSS, PVD



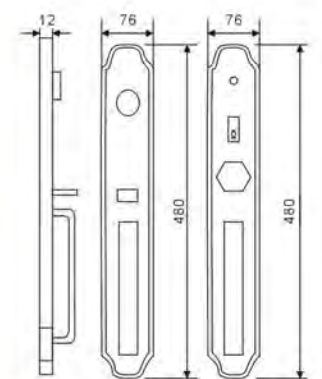
TH3024
Material:Stainless steel
Finishes:SSS, PSS, PVD



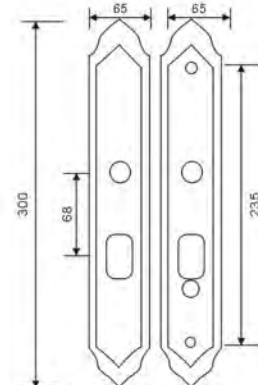
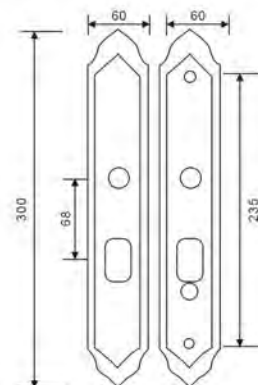
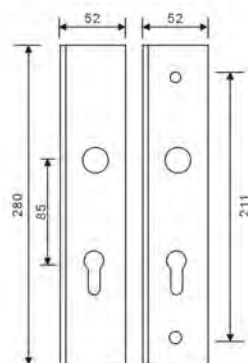
TH3025
Material:Stainless steel
Finishes:SSS, PSS, PVD

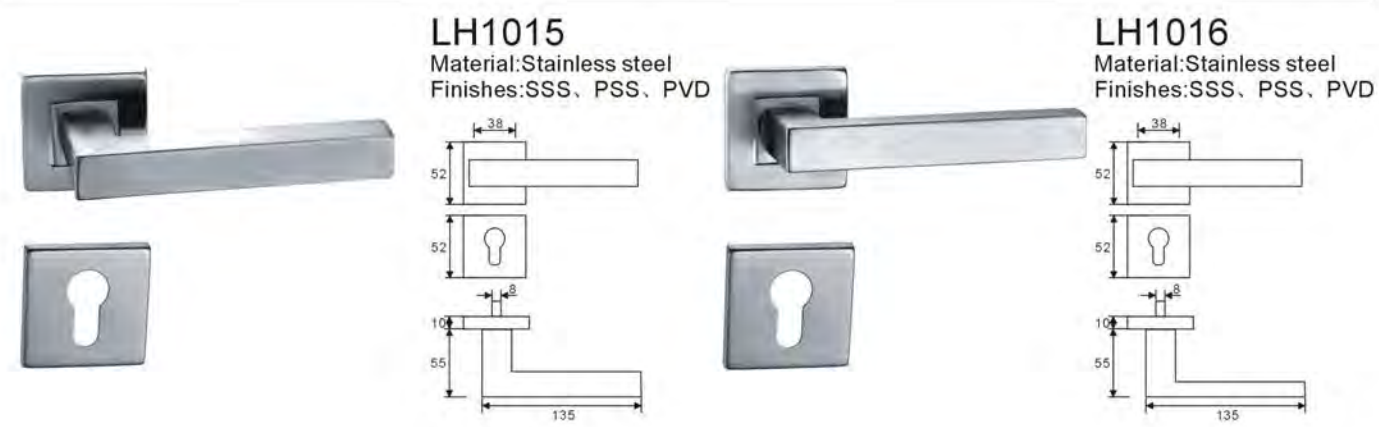
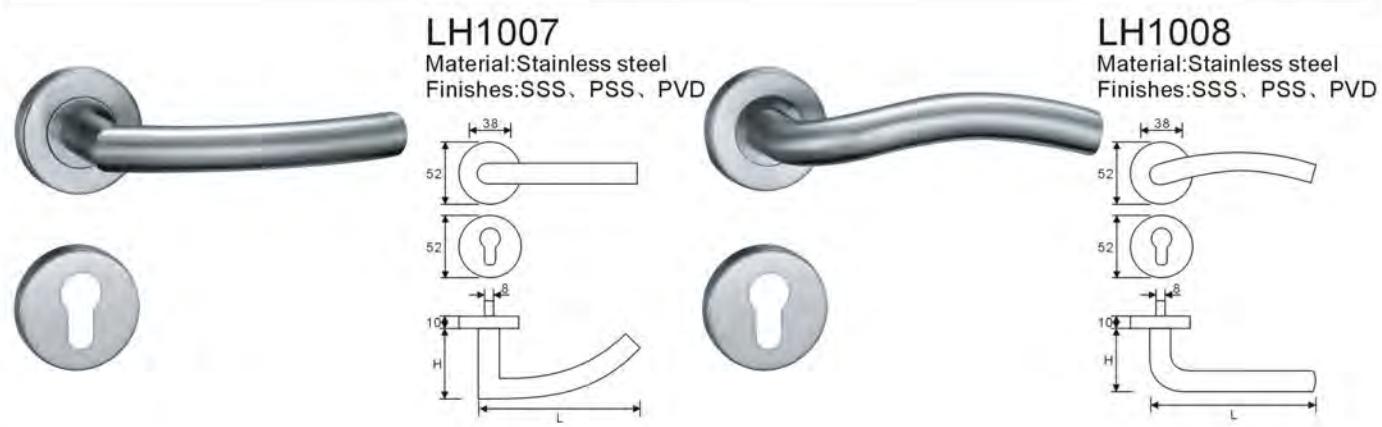
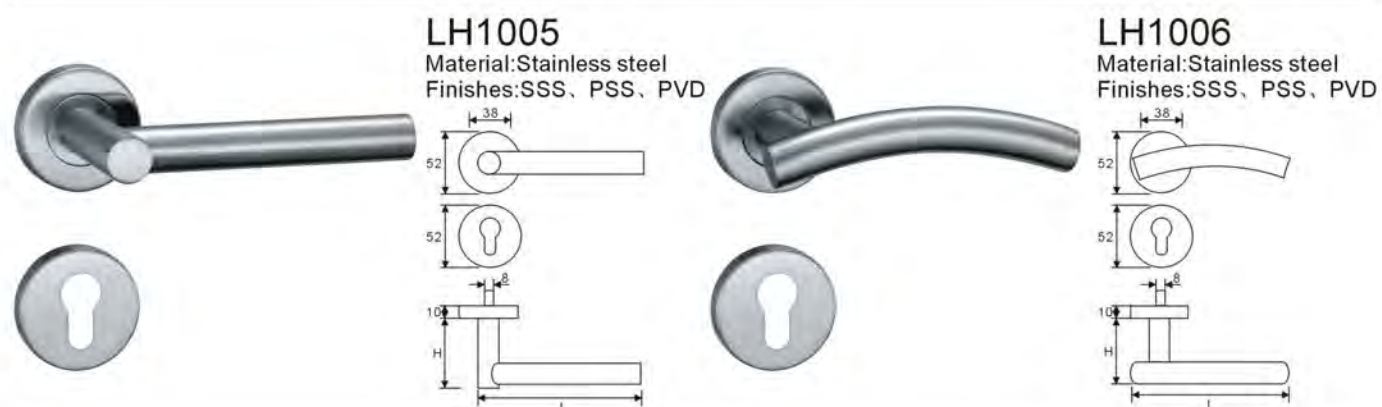
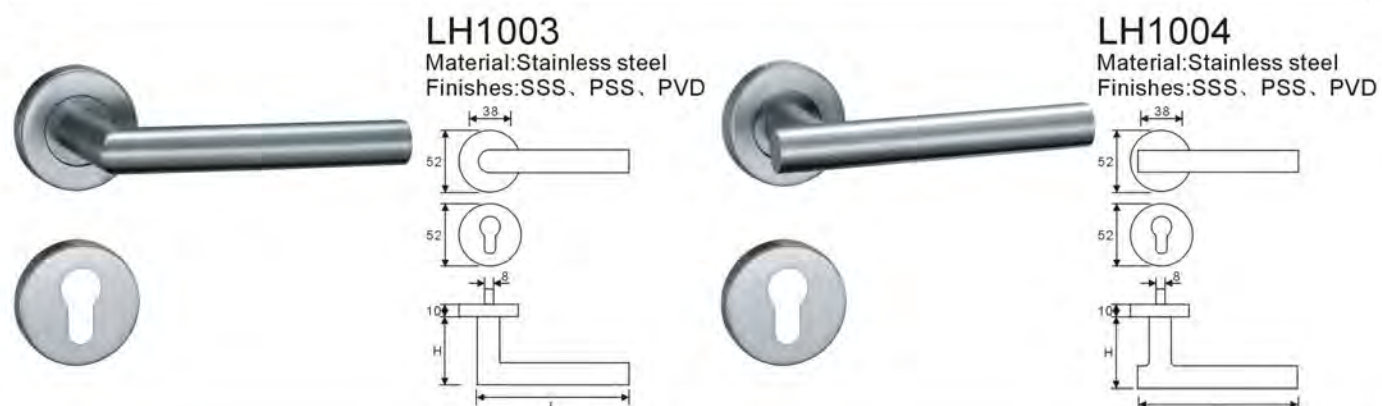
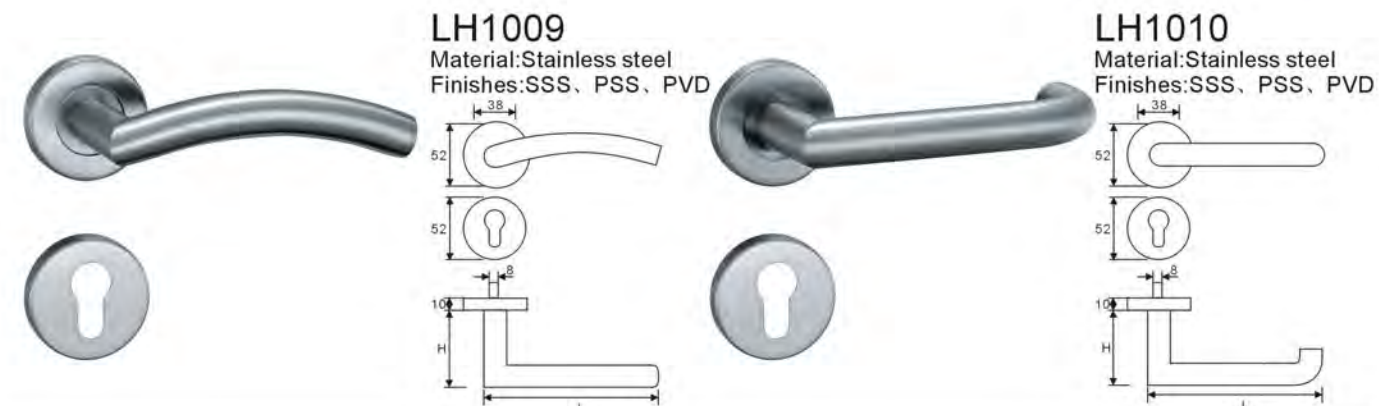
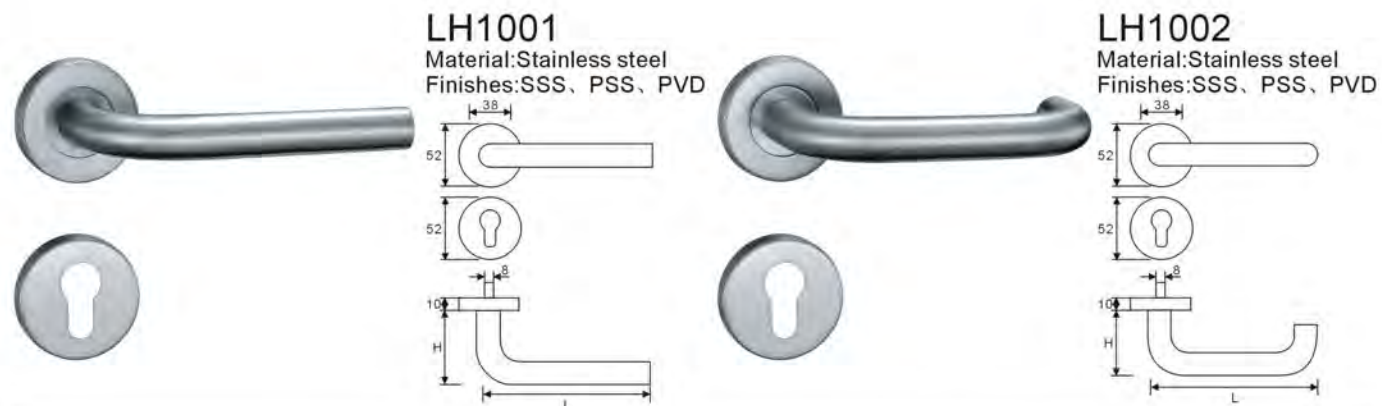


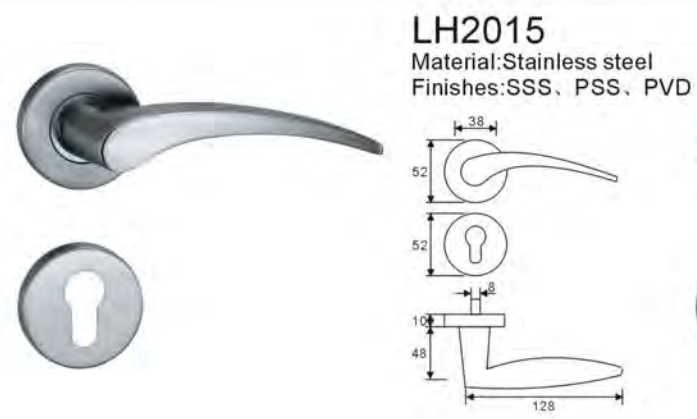
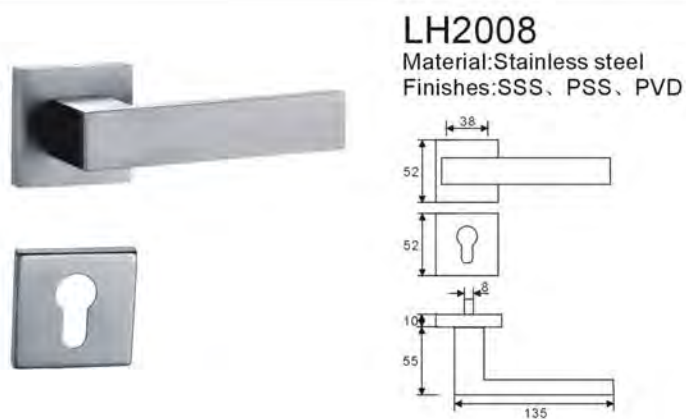
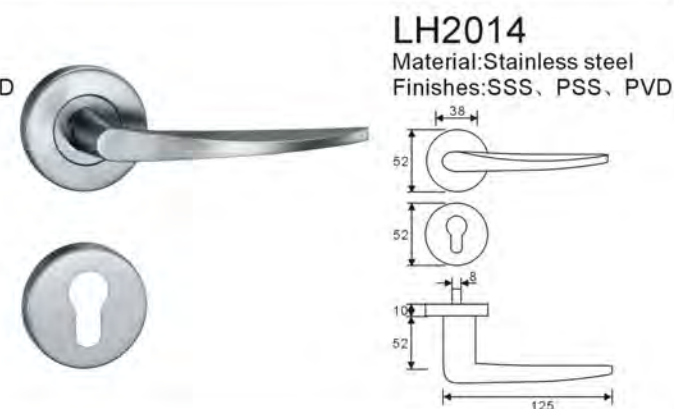
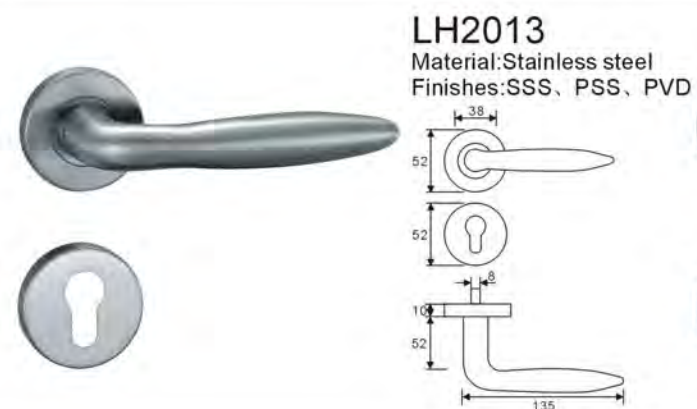
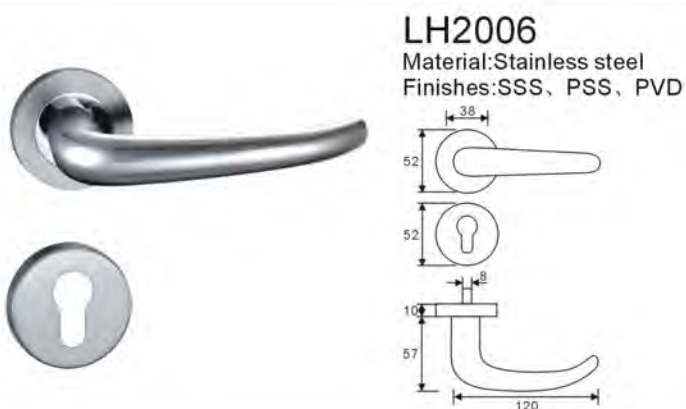
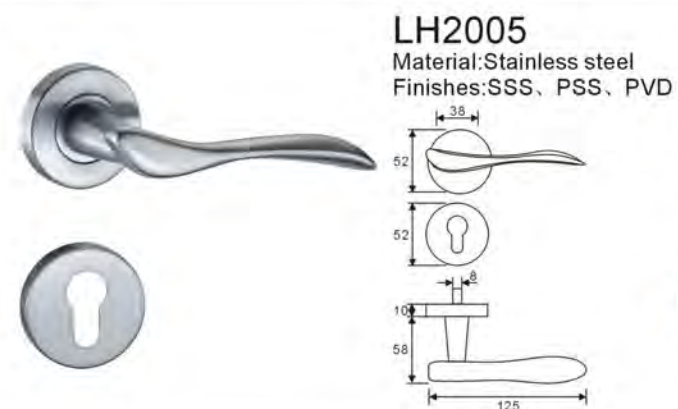
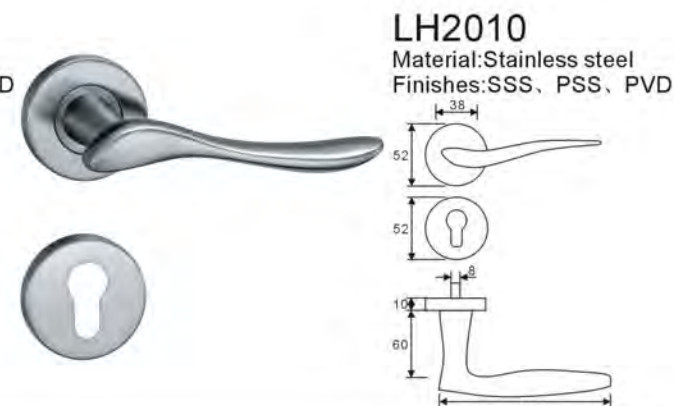
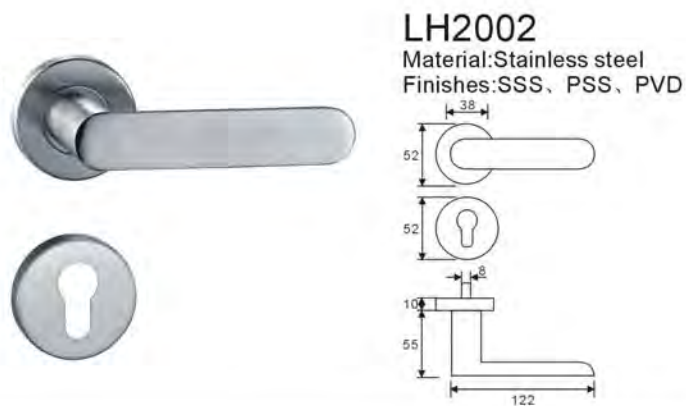
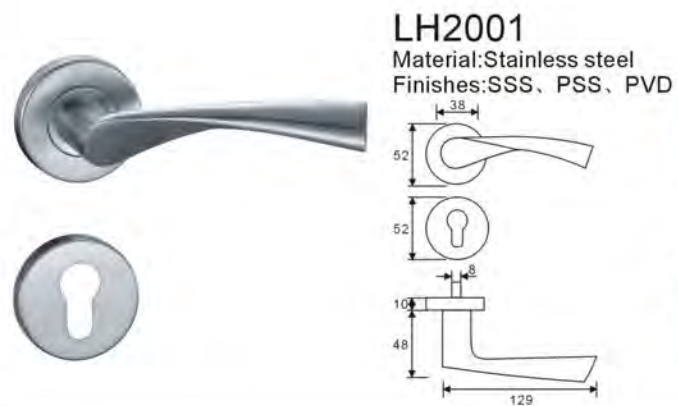
TH3026
Material:Stainless steel
Finishes:SSS, PSS, PVD

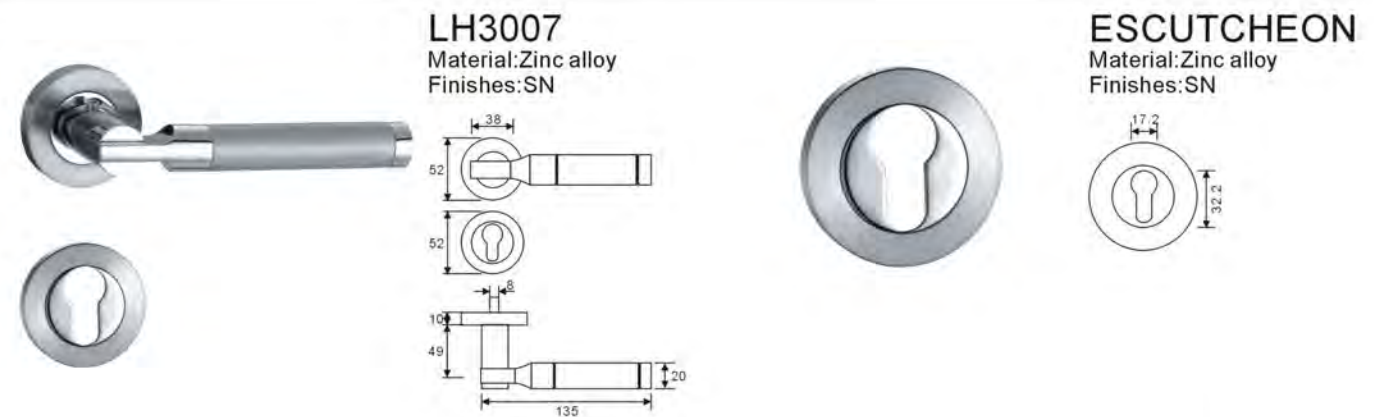
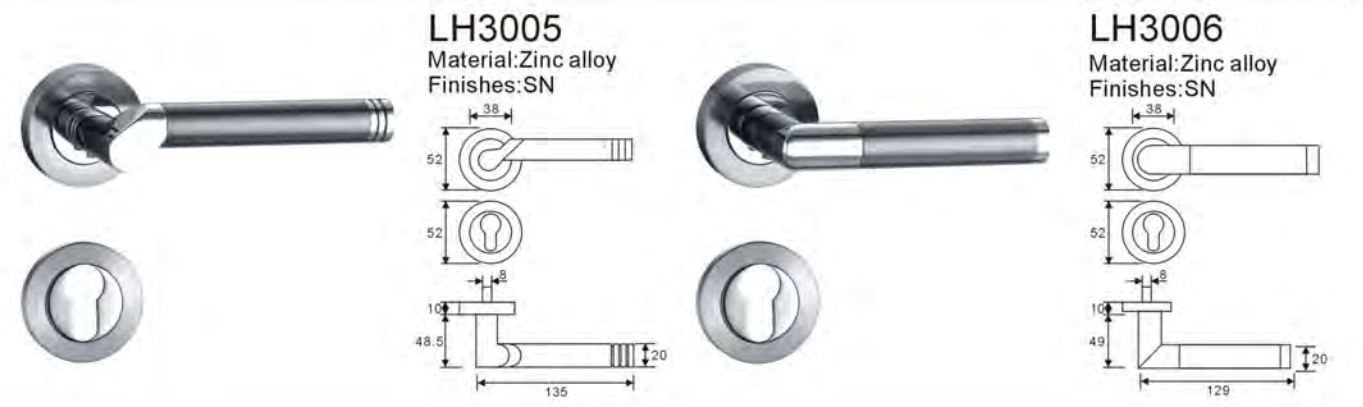
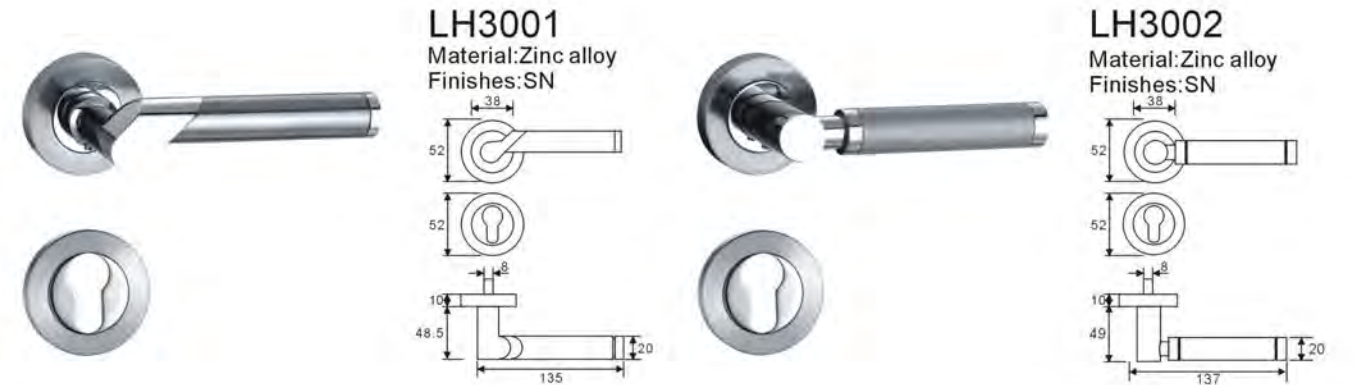
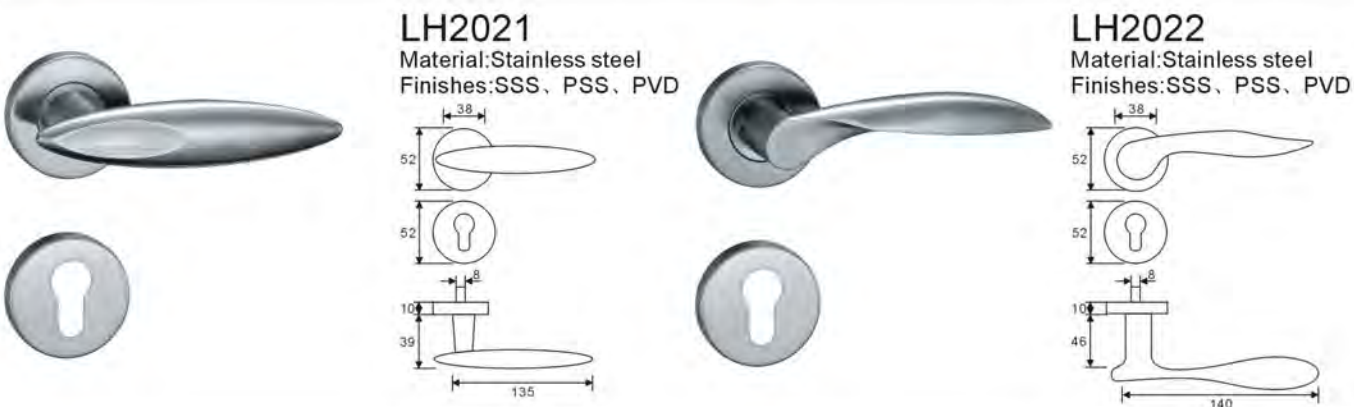


The size of faceplates:











LE001
Material:Stainless steel
Finishes:SSS, PSS, PVD



LE002
Material:Stainless steel
Finishes:SSS, PSS, PVD



LE003
Material:Stainless steel
Finishes:SSS, PSS, PVD



LE004
Material:Stainless steel
Finishes:SSS, PSS, PVD



LE005
Material:Stainless steel
Finishes:SSS, PSS, PVD



LE006
Material:Stainless steel
Finishes:SSS, PSS, PVD



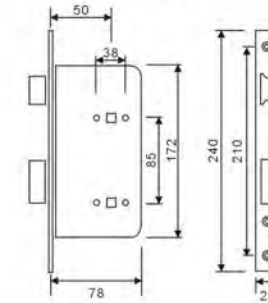
LE007
Material:Stainless steel
Finishes:SSS, PSS, PVD



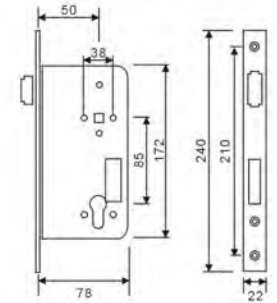
LE008
Material:Stainless steel
Finishes:SSS, PSS, PVD



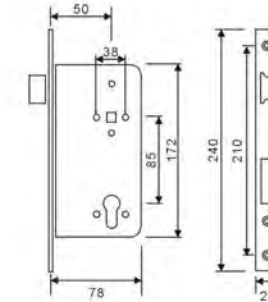
ML001
Mortise Lock
Material:Stainless Steel
Finishes:SSS, PSS
Size:40x85mm, 45x85mm
50x85mm, 60x85mm



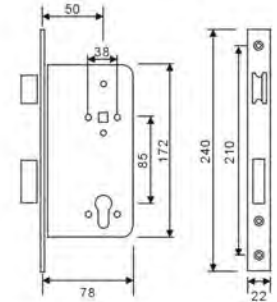
ML002
Mortise Lock
Material:Stainless Steel
Finishes:SSS, PSS
Size:40x85mm, 45x85mm
50x85mm, 60x85mm



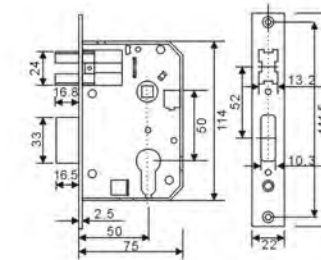
ML003
Mortise Lock
Material:Stainless Steel
Finishes:SSS, PSS
Size:40x85mm, 45x85mm
50x85mm, 60x85mm



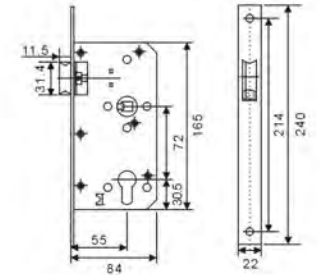
ML004
Mortise Lock
Material:Stainless Steel
Finishes:SSS, PSS
Size:40x85mm, 45x85mm
50x85mm, 60x85mm



ML005
Mortise Lock
Material:Stainless Steel
Finishes:SSS, PSS
Size:50x50mm



ML006
Mortise Lock
Material:Stainless Steel
Finishes:SSS, PSS
Size:40x85mm, 45x85mm
50x85mm, 60x85mm



ML007
Mortise Lock
Material:Stainless steel
Finishes:SSS



ML008
Mortise Lock
Material:Stainless steel
Finishes:SSS



CY001



CY002



CY003



CY004



CY005



CY006



CY007



CY008



CY009



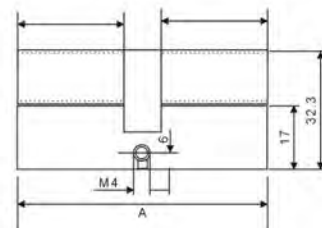
CY010

Cylinder

A= 50mm, 55mm, 60mm, 63mm
65mm, 70mm, 80mm

Material: Brass

Finish: PB, SB, SN, CP, AB, AC, GP

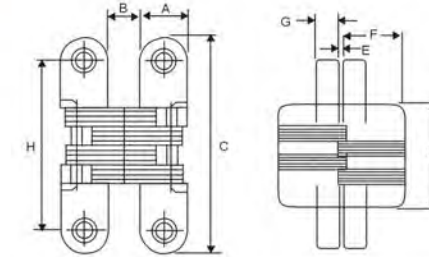


CCH003-CCH009

Conceal Hinge

Material: Zinc alloy

Finishes: SCP, CP, SN, PB, AB, AC



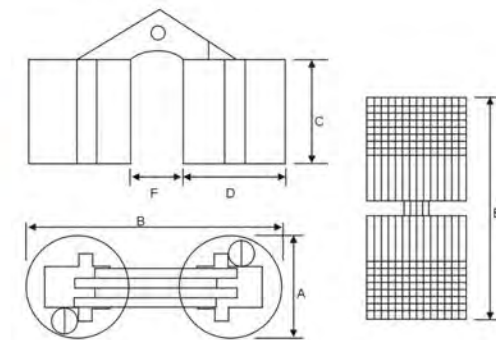
Model	Size(mm)								Thickness And Deviation Of Each Connection
	A	B	C	D	E	F	G	H	
CCH003	12.4	8.8	43.7	18.7	0.8	18.3	4.9	31.7	1.12 ± 0.02
CCH004	12.7	8.1	60.4	30	0.8	17.8	5.6	46	1.15 ± 0.02
CCH005	15.7	11.5	68.8	33.7	1.0	22.7	7.0	51.8	1.45 ± 0.02
CCH006	18.4	12.6	94	54.5	1.0	26.8	8.7	74	1.95 ± 0.02
CCH007	24.7	18	115.8	63.8	1.23	36.5	10.5	105	2.45 ± 0.02
CCH008	27.8	23	116	61.3	1.2	41	9.1	81.2	2.45 ± 0.02
								87.8	
CCH009	33.6	28.2	137.2	73.8	1.3	49.5	11	113.5	2.45 ± 0.02
								102.4	

CCH010-CCH015

Conceal Hinge

Material: Brass

Finishes: BS



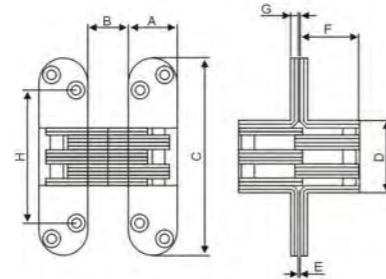
Model	A	B	C	D	E	F
CCH010	9.8	25.8	11	10	22	5.5
CCH011	11.8	30.8	13.5	12	27	6.5
CCH012	13.7	35.8	15.5	14	31.5	7.5
CCH013	16	40	16.4	16	33.2	8.5
CCH014	17.9	40	18	18	35.7	9.5
CCH015	24	59.5	25	24	50	11.5

CCH1003-CCH1009 patented product

Stainless Steel Conceal Hinge

Material: Stainless steel

Finishes: SSS, PSS, PB, AB, AC



Model	Size(mm)								Thickness And Deviation Of Each Connection
	A	B	C	D	E	F	G	H	
CCH1003	12.4	11.5	44.5	12	0.5	16.7	1.5	32	1.5 ± 0.02
CCH1004	13.3	9.5	53	16	0.5	18.5	2	40	
CCH1005	15.7	10.5	69	21	0.8	19	3	52	
CCH1006	18.5	14	84	28	0.8	24	4	64	2.0 ± 0.02
CCH1007	24.7	18	106	37.5	1	32	5	82	2.5 ± 0.02
CCH1008	30	22.5	116	47.5	1.5	39.5	5	86 93	
CCH1009	33.5	26	137	50	1.5	40.5	5	92.5 114.5	

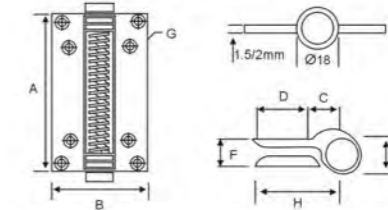


SAS001

Single Action Spring Hinge

Material: Stainless steel

Finishes: SSS, PSS, PB, AB, AC



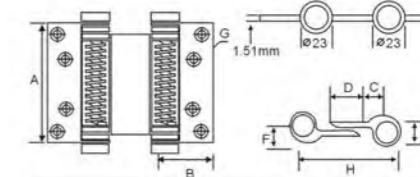
Model No.	Size(mm)							
	A	B	C	D	E	F	G	H
SAS001-3"	75	48	22	25	18	12	5.5	79
SAS001-4"	100	48	22	25	18	12	5.5	79
SAS001-5"	125	56	26	28	23	14	6.8	90
SAS001-6"	150	56	26	28	23	14	6.8	90

DAS001

Double Action Spring Hinge

Material: Stainless steel

Finishes: SSS, PSS, PB, AB, AC



Model No.	Size(mm)							
	A	B	C	D	E	F	G	H
DAS001-3"	75	38	19	24	18	23	4.8	70
DAS001-4"	100	48	19	26	18	23	5.5	70
DAS001-5"	125	45	25	29	23	26	6.8	86
DAS001-6"	150	45	25	29	23	26	6.8	86
DAS001-8"	200	46	26	29	23	27	6	87
DAS001-8B"	200	60	32	37	28	32	6	103

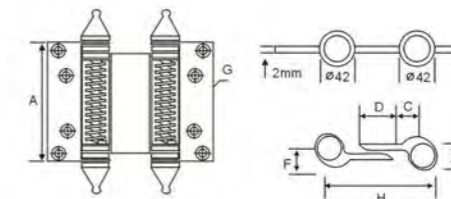


DAS002

Double Action Spring Hinge

Material: Stainless steel

Finishes: SSS, PSS



Model No.	Size(mm)							
	A	B	C	D	E	F	G	H
DAS002-L8"	200	60	32	42	42	46	5.8	140



SAS002
Single Action Spring Hinge,
American Standard
Material:Stainless steel
Size:4"x4"x3.0mm
4"x3"x3.0mm
Finishes:SSS , PSS

SAS004
Single Action Spring Hinge
Material:Stainless steel
Finishes:SSS , PSS

SH001-PJ
Hinge
Material:Stainless steel , Steel , Brass
Finishes:SSS , PSS , PB , CP , SCP , SN

SAS003
Single Action Spring Hinge
Material:Stainless steel
Finishes:SSS , PSS

SAS005
Single Action Spring Hinge
Material:Stainless steel
Finishes:SSS , PSS

SH001-2BB
Hinge
Material:Stainless steel , Steel , Brass
Finishes:SSS , PSS , PB , CP , SCP , SN

SH008
Hinge
Material:Steel
Finishes:CP , PB


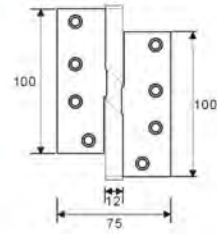
SAS006
Single Action Spring Hinge
Material:Stainless steel
Finishes:SSS , PSS

SH001-4BB
Hinge
Material:Stainless steel , Steel , Brass
Finishes:SSS , PSS , PB , CP , SCP , SN

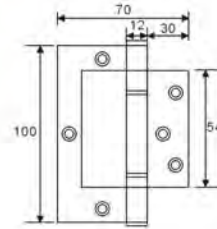
Dimension(HxWxT)
3.5"x2.0"x2.0mm
3.0"x3.0"x2.0mm
3.5"x3.5"x2.0mm
4.0"x3.0"x2.0mm
4.0"x4.0"x2.0mm
3.5"x3.5"x2.5mm
4.0"x3.0"x2.5mm
4.0"x4.0"x2.5mm
5.0"x3.0"x2.5mm
5.0"x3.5"x2.5mm
3.5"x3.5"x3.0mm
4.0"x3.0"x3.0mm
4.0"x4.0"x3.0mm
4.5"x4.0"x3.0mm
4.5"x4.5"x3.0mm
5.0"x3.0"x3.0mm
5.0"x3.5"x3.0mm
5.0"x4.0"x3.0mm
5.0"x5.0"x3.0mm
6.0"x3.5"x3.0mm
6.0"x4.0"x3.0mm
6.0"x5.0"x3.0mm
4.0"x3.0"x3.5mm
4.0"x4.0"x3.5mm
4.5"x4.0"x3.5mm
4.5"x4.5"x3.5mm
5.0"x3.0"x3.5mm
5.0"x3.5"x3.5mm
5.0"x4.0"x3.5mm
5.0"x5.0"x3.5mm
6.0"x3.5"x3.5mm
6.0"x4.0"x3.5mm
6.0"x5.0"x3.5mm
4.0"x3.0"x4.0mm
4.0"x4.0"x4.0mm
4.5"x4.0"x4.0mm
4.5"x4.5"x4.0mm
5.0"x3.0"x4.0mm
5.0"x3.5"x4.0mm
5.0"x4.0"x4.0mm
5.0"x5.0"x4.0mm
6.0"x3.5"x4.0mm
6.0"x4.0"x4.0mm
6.0"x5.0"x4.0mm



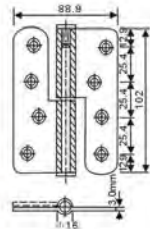
SH002
Hinge
Material:Stainless steel
Finishes:SSS, PSS
Size:4.0"x 3.0"x2.5mm
4.0"x 3.0"x3.0mm



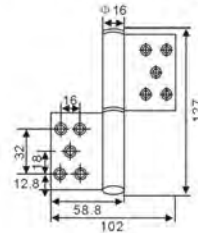
SH003
Hinge
Material:Stainless steel
Finishes:SSS, PSS
Size:100x70x2.5mm
100x75x2.5mm



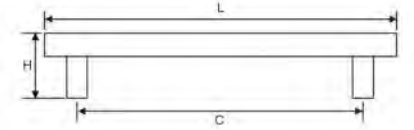
SH004
Hinge
Material:Stainless steel
Finishes:SSS, PSS
Size:4.0"× 3.5"× 3.0mm
4.5"× 3.5"× 2.5mm



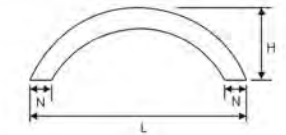
SH005
Flag Hinge
Material:Stainless steel
Finishes:SSS, PSS
Size:4"x4"x3.0mm
5"x4"x3.0mm
6"x6"x4.0mm



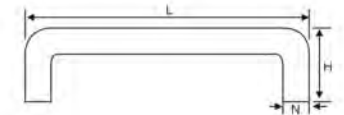
FH101(Solid, Hollow)
Material:Stainless steel, Steel
Finishes:SSS, PSS, AB, AC
Diameter:10mm, 12mm, 12.7mm, 14mm
Length(C-C):All available length



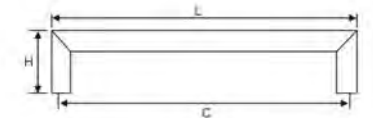
FH102
Material:Stainless steel, Steel
Finishes:SSS, PSS, AB, AC
Diameter:10mm, 12mm
Length(C-C):All available length




FH103
Material:Stainless steel, Steel
Finishes:SSS, PSS, AB, AC
Diameter:8mm, 10mm, 12mm
Length(C-C):All available length



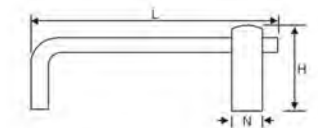
FH104(Solid, Hollow)
Material:Stainless steel, Steel
Finishes:SSS, PSS, AB, AC
Diameter: 8mm, 10mm, 12mm,
12.7mm, 16mm
Length(C-C):All available length



FH105
Material:Stainless steel
Finishes:SSS, PSS
Bar: Φ8mm Φ10mm
Feet: Φ15mm
Length(C-C):All available length



FH106
Material:Stainless steel
Finishes:SSS, PSS
Bar: Φ8mm Φ10mm
Feet: Φ15mm
Length(C-C):All available length

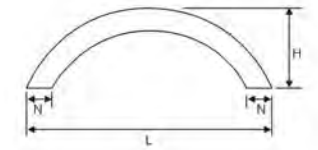




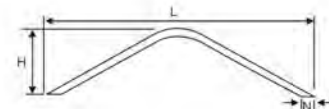
FH107
Material:Stainless steel
Finishes:SSS, PSS
Bar:Φ8mm, Φ10
Feet:Φ15mm
Length(C-C):All available length



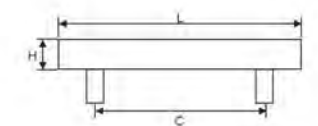
FH113
Material:Stainless steel
Finishes:SSS, PSS
Diameter:10x10mm, 12x12mm
Length(C-C):All available length



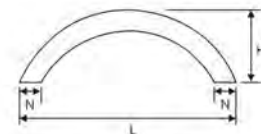
FH108
Material:Stainless steel
Finishes:SSS, PSS
Diameter:10mm
Length(C-C):All available length



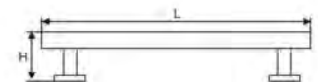
FH114(Solid, Hollow)
Material:Stainless steel
Finishes:SSS, PSS
Diameter:10x10mm, 12x12mm
Length(C-C):All available length




FH109
Material:Stainless steel
Finishes:SSS, PSS
Diameter:10mm
Length(C-C):All available length



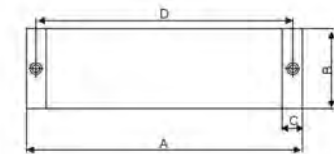
FH115
Material:Stainless steel
Finishes:SSS, PSS
Diameter:10mm, 12mm
Length(C-C):All available length




FH110
Material:Stainless steel
Finishes:SSS, PSS
Diameter:10mm
Length(C-C):All available length



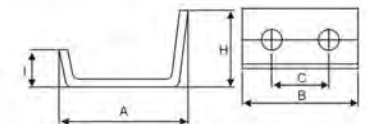
FH116
Material:Stainless steel
Finishes:SSS, PSS
Diameter:20x10mm, 30x10mm,
40x10mm, 25x13mm
Length(C-C):All available length



FH111
Material:Stainless steel
Finishes:SSS, PSS
Diameter:14mm
Feet:14x14mm
Length(C-C):All available length



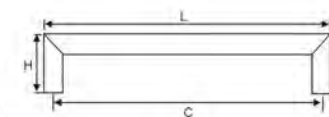
FH117
Material:Stainless steel
Finishes:SSS, PSS
H=20mm A=35mm l=10mm



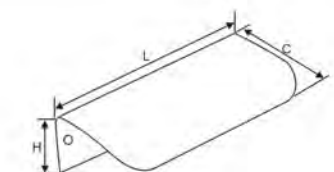
C(mm)	20	96	128	160
B(mm)	40	116	148	180



FH112(Solid, Hollow)
Material:Stainless steel
Finishes:SSS, PSS, PB
Diameter:10x10mm, 12x12mm, 15x15mm
Length(C-C):All available length

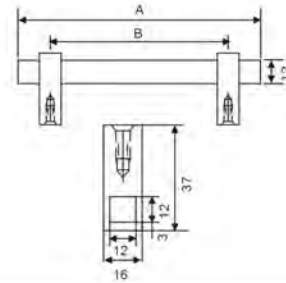


FH118
Material:Stainless steel
Finishes:SSS, PSS

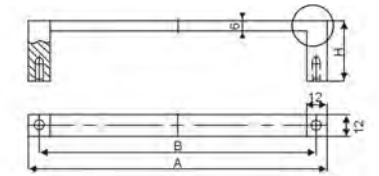




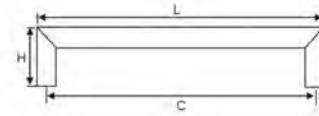
FH119
Material:Stainless steel
Finishes:SSS, PSS
Diameter:12x12mm
Length(C-C):All available length



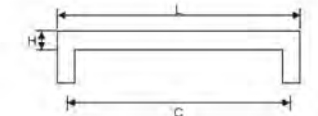
FH125
Material:Stainless steel
Finishes:SSS, PSS
Diameter:12x6mm
Length(C-C):All available length



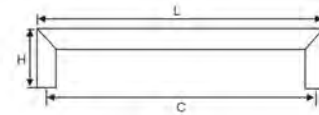
FH120
Material:Stainless steel
Finishes:SSS, PSS
Diameter:12.2x8.5mm
Length(C-C):All available length



FH126
Material:Stainless steel
Finishes:SSS, PSS
Diameter:12x6mm
Length(C-C):All available length




FH121
Material:Stainless steel
Finishes:SSS, PSS
Diameter:23x13mm
Length(C-C):All available length




FH127
Material:Stainless steel
Finishes:SSS, PSS
Diameter:10x10mm, 12x12mm,
15x15mm, 20x10mm
Length(C-C):All available length



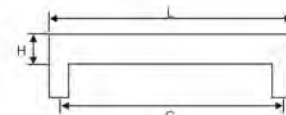
FH122
Material:Stainless steel
Finishes:SSS, PSS
Diameter:10x10mm
Feet :20x10mm
Length(C-C):All available length



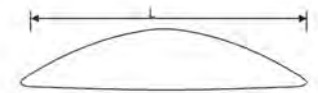
FH128
Material:Stainless steel
Finishes:SSS, PSS
Diameter:20x5mm
Feet:20x20mm
Length(C-C):All available length



FH123
Material:Stainless steel
Finishes:SSS, PSS
Diameter:25x6mm
Feet :25x6mm, 25x12mm
Length(C-C):All available length

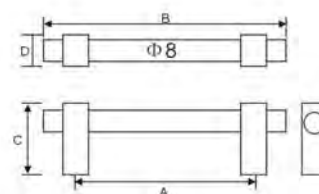


FH129
Material:Dia casting stainless steel
Finishes:SSS, PSS
Size:130mm



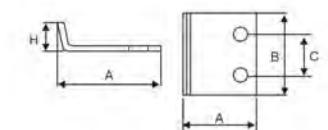
FH124
Material:Stainless steel
Finishes:SSS, PSS
Length(C-C):All available length

Size(mm)			
A	B	C	D
96	160	35	12
128	192	35	12
160	224	35	12
192	256	35	12
242	306	35	12



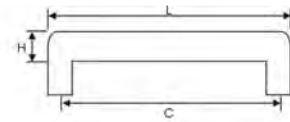
FH130
Material:Stainless steel
Finishes:SSS, PSS
H=20mm

C(mm)	20	96	128	160
B(mm)	40	116	148	180

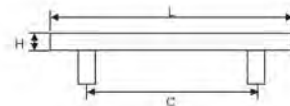




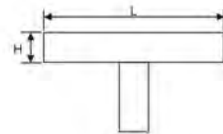
FH131
Material:Stainless steel
Finishes:SSS, PSS
Diameter:10x10mm, 12x12mm
Length(C-C):All available length



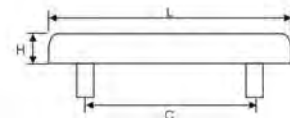
FH132
Material:Stainless steel
Finishes:SSS, PSS
Diameter:23x13mm
Length(C-C):All available length



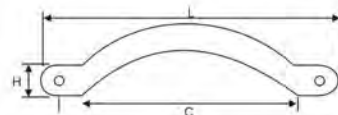
FH133
Material:Stainless steel
Finishes:SSS, PSS
Diameter:10mm, 12mm, 14mm




FH134
Material:Stainless steel
Finishes:SSS, PSS
Diameter:12.2x8.5mm
Length(C-C):All available length



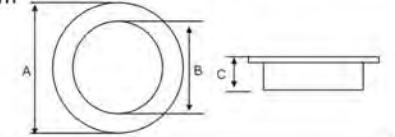
FH135
Material:Stainless steel
Finishes:SSS, PSS
Size:64mm, 96mm, 128mm, 160mm



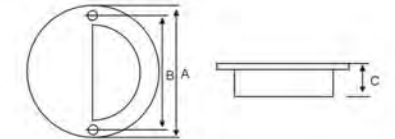
FH136
Material:Stainless steel
Finishes:SSS, PSS
Diameter:20x10mm, 12x8mm
Length(C-C):All available length



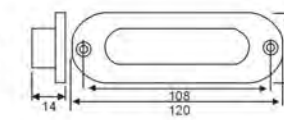
FH201
Stainless Steel Conceal Handle
Material:Stainless steel
Finishes:SSS, PSS, AB, AC
Size:30mm, 40mm, 50mm, 60mm, 65mm, 70mm, 90mm



FH202
Stainless Steel Conceal Handle
Material:Stainless steel
Finishes:SSS, PSS, AB, AC
Size:40mm, 50mm, 65mm, 90mm

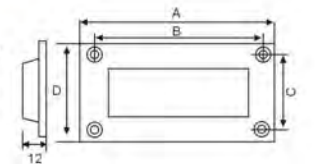


FH203
Stainless Steel Conceal Handle
Finishes:SSS, PSS, AB, AC
Size:120x40mm, 120x60mm, 180x60mm

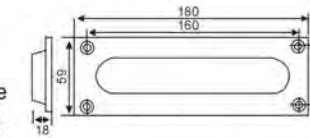


FH204
Stainless Steel Conceal Handle
Finishes:SSS, PSS, AB, AC


	A	B	C	D
FH204-S	102	90	39	51
FH204-M	125	113	39	51
FH204-L	150	138	39	51



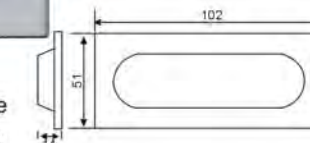
FH205
Stainless Steel Conceal Handle
Finishes:SSS, PSS, AB, AC



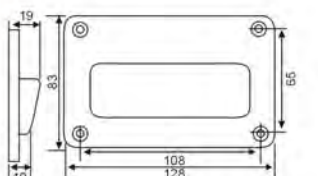
FH206
Stainless Steel Conceal Handle
Finishes:SSS, PSS, AB, AC



FH207
Stainless Steel Conceal Handle
Finishes:SSS, PSS, AB, AC




FH208
Stainless Steel Conceal Handle
Finishes:SSS, PSS, AB, AC



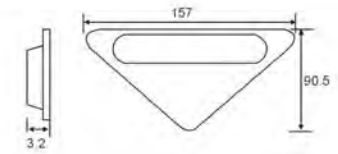


FH209
Stainless Steel Conceal Handle,
Dia Casting
Material:Stainless steel
Finishes:SSS, PSS

	S	M	L
A	90	114	144
B	34	38	38
C	12	12	12
D	51	82	114

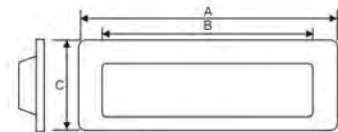


FH210
Stainless Steel Conceal Handle,
Dia Casting
Material:Stainless steel
Finishes:SSS, PSS

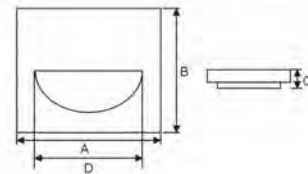


FH211
Stainless Steel Conceal Handle
Material:Stainless steel
Finishes:SSS, PSS

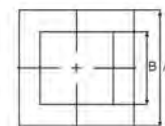
MODEL	A	B	C
FH211-S	80	36	14
FH211-M	115	42	14



FH212
Stainless Steel Conceal Handle
Material:Stainless steel
Finishes:SSS, PSS
Size:70x70mm, 50x50mm,
40x40mm, 30x30mm

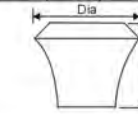


FH213
Stainless Steel Conceal Handle
Material:Stainless steel
Finishes:SSS, PSS
Size:70x70mm, 50x50mm,
40x40mm, 30x30mm



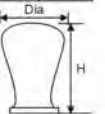
FK001
Material:Stainless steel
Finishes:SSS

DIA(mm)	20	25	30	35
H(mm)	16	20	24	28



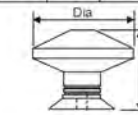
FK002
Material:Stainless steel
Finishes:SSS

DIA(mm)	15	20	25	30
H(mm)	22	30	38	45



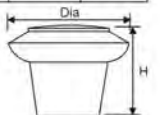
FK003
Material:Stainless steel
Finishes:SSS

DIA(mm)	20	25	30	35
H(mm)	16	19	23	27



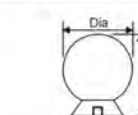
FK004
Material:Stainless steel
Finishes:SSS

DIA(mm)	20	25	30
H(mm)	15	19	23



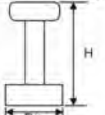
FK005
Material:Stainless steel
Finishes:SSS

DIA(mm)	20	25	30	35
H(mm)	22	28	34	40



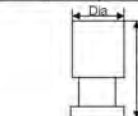
FK006
Material:Stainless steel
Finishes:SSS

DIA(mm)	20	25	30	35
H(mm)	22	28	34	40



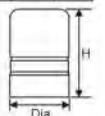
FK007
Material:Stainless steel
Finishes:SSS

DIA(mm)	15	20	25	30
H(mm)	25	32	35	35



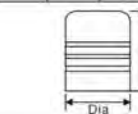
FK008
Material:Stainless steel
Finishes:SSS

DIA(mm)	15	20	25	30	35
H(mm)	20	23	28	32	35



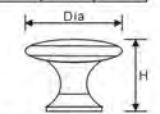
FK009
Stainless Steel Furniture Knob
Finishes:SSS

DIA(mm)	15	20	25	30	35
H(mm)	20	23	28	32	35



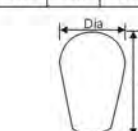
FK010
Stainless Steel Furniture Knob
Finishes:SSS

DIA(mm)	20	25	30	35
H(mm)	18	22.5	27	32



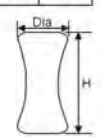
FK011
Material:Stainless steel
Finishes:SSS

DIA(mm)	15	20	25	30
H(mm)	30	32	35	35



FK012
Material:Stainless steel
Finishes:SSS

DIA(mm)	14	20	25	30
H(mm)	30	32	35	37

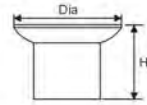




FK013

Material:Stainless steel
Finishes:SSS

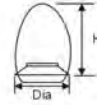
DIA(mm)	15	20	25	30	35
H(mm)	16	18	20	23	27



FK014

Material:Stainless steel
Finishes:SSS

DIA(mm)	15	20	25	30
H(mm)	25	30	35	42



FK025

Material:Stainless steel
Finishes:SSS

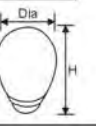
DIA(mm)	20	25	30	35
H(mm)	23	28	32	38



FK026

Material:Stainless steel
Finishes:SSS

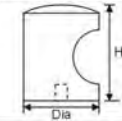
DIA(mm)	15	20	25	30
H(mm)	30	22	35	37



FK015

Material:Stainless steel
Finishes:SSS

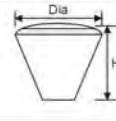
DIA(mm)	10	15	20	25	30
H(mm)	24	26	28	30	33



FK016

Material:Stainless steel
Finishes:SSS

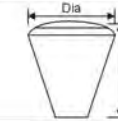
DIA(mm)	15	20	25	30
H(mm)	16	19	24	28



FK027

Material:Stainless steel
Finishes:SSS

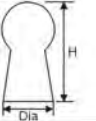
DIA(mm)	15	20	25	30
H(mm)	16	19	24	28



FK028

Material:Stainless steel
Finishes:SSS

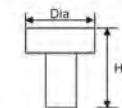
DIA(mm)	20	25	30	35
H(mm)	25	28	35	40



FK017

Material:Stainless steel
Finishes:SSS

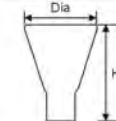
DIA(mm)	15	20	25	30	35
H(mm)	18	20	25	28	35



FK018

Material:Stainless steel
Finishes:SSS

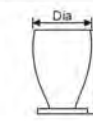
DIA(mm)	20	25	30	35
H(mm)	23	28	32	38



FK029

Material:Stainless steel
Finishes:SSS

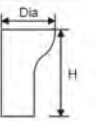
DIA(mm)	20	25	30
H(mm)	25	30	40



FK030

Material:Stainless steel
Finishes:SSS

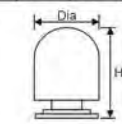
DIA(mm)	20	25	30	35
H(mm)	23	28	32	38



FK019

Material:Stainless steel
Finishes:SSS

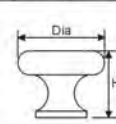
DIA(mm)	15	20	25	30
H(mm)	22	27	35	32



FK020

Material:Stainless steel
Finishes:SSS

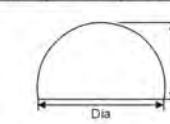
DIA(mm)	15	20	25	30
H(mm)	14	18	23	27



FK031

Material:Stainless steel
Finishes:SSS

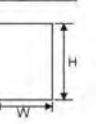
DIA(mm)	30	35	45
H(mm)	24	26	28



FK032

Material:Stainless steel
Finishes:SSS

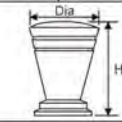
W(mm)	15	20	25	30
H(mm)	25	35	35	35



FK021

Material:Stainless steel
Finishes:SSS

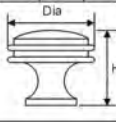
DIA(mm)	20	25	30
H(mm)	25	31	37



FK022

Material:Stainless steel
Finishes:SSS

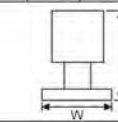
DIA(mm)	15	20	25	30	35
H(mm)	18	18	23	27	32



FK033

Material:Stainless steel
Finishes:SSS

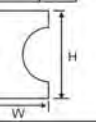
W(mm)	25	20	30	35
H(mm)	25	32	35	38



FK034

Material:Stainless steel
Finishes:SSS

W(mm)	15	20	25	30	35
H(mm)	20	23	28	32	35



FK023

Material:Stainless steel
Finishes:SSS

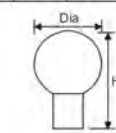
DIA(mm)	15	20	25	30
H(mm)	30	32	35	37



FK024

Material:Stainless steel
Finishes:SSS

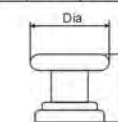
DIA(mm)	15	20	25	30
H(mm)	18	24	35	36



FK035

Material:Stainless steel
Finishes:SSS

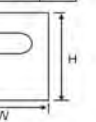
DIA(mm)	20	25	30	35
H(mm)	18	22	26	31



FK036

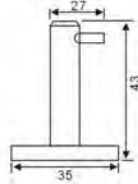
Material:Stainless steel
Finishes:SSS

W(mm)	15	20	25	30	35
H(mm)	20	23	28	32	35



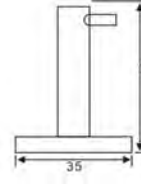
HK001
Hook

Material:Stainless steel
Finishes:SSS, PSS
Width:14mm



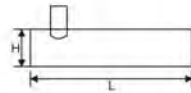
HK002
Hook

Material:Stainless steel
Finishes:SSS, PSS
Width:14x14mm



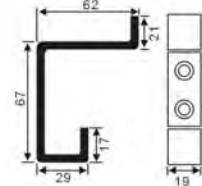
HK003
Hook

Material:Stainless steel
Finishes:SSS, PSS



HK004
Hook

Material:Stainless steel
Finishes:SSS, PSS
Width:19mm



HK005
Hook

Material:Stainless steel
Finishes:SSS, PSS



HK006
Hook

Material:Stainless steel
Finishes:SSS, PSS



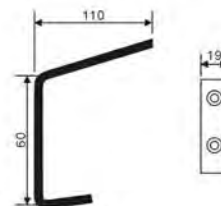
HK007
Hook

Material:Stainless steel
Finishes:SSS, PSS



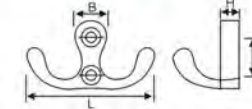
HK008
Hook

Material:Brass
Finishes:PB, SB, CP, SCP, SN



HK009
Hook

Material:Zinc alloy
Finishes:CP, AB, PN, SC, PB, BN

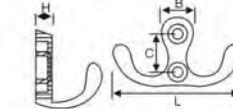


ITEM	L	C	H	B	Weight (G)
HK009	57	17	7.5	14	22



HK010
Hook

Material:Zinc alloy
Finishes:CP, AB, PN, SC, PB, BN

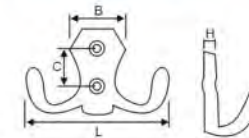


ITEM	L	C	H	B	Weight (G)
HK010	54.5	17	6.5	14	18.5

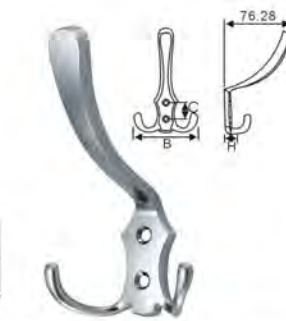


HK011
Hook

Material:Zinc alloy
Finishes:CP, AB, PN, SC, PB, BN

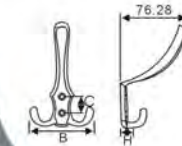


ITEM	L	C	H	B	Weight (G)
HK011	75	20	7.5	28.5	40



HK012
Hook

Material:Zinc alloy
Finishes:CP, AB, PN, SC, PB, BN



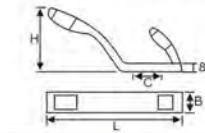
ITEM	L	C	H	B	Weight (G)
HK012	123.5	20	7	78.5	70



HK013
Hook

Material:Zinc alloy
Finishes:CP, AB, PN, SC, PB, BN

ITEM	L	C	H	B	Weight (G)
HK013	151.3	32	70.8	23.2	131



HK014
Hook

Material:Stainless steel
Finishes:SSS, PSS



HK015
Hook

Material:Stainless steel
Finishes:SSS, PSS



HK016
Hook

Material:Stainless steel
Finishes:SSS, PSS



HK017
Hook

Material:Plastic



HK018
Hook

Material:Plastic

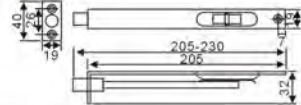


HK019
Hook

Material:Stainless steel
Finishes:SSS, PSS



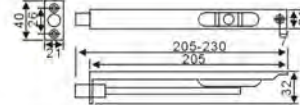
DB001
Material:Stainless steel
Finishes:SSS, PSS, AB, AC



Width	Length
3/4"	4", 6", 8", 10", 12"



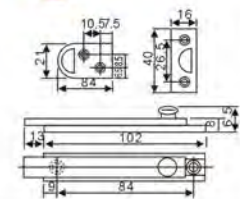
DB002
Material:Stainless steel
Finishes:SSS, PSS, AB, AC



Width	Length
3/4"	4.5", 6", 8", 10", 12"



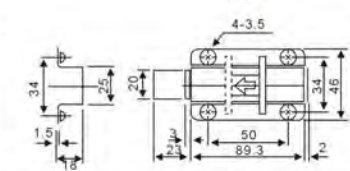
DB009
Material:Brass
Finishes:PB, SB, AB, AC,
CP, SCP, SN



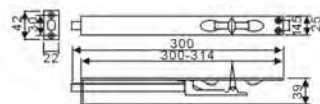
Width	Length
16mm	2", 3", 4", 5", 6"



DB010
Material:Stainless steel
Finishes:SSS, PSS



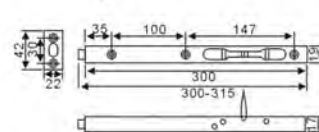
DB003
Material:Stainless steel
Finishes:SSS, PSS, AB, AC



Width	Length
1"	6", 8", 10", 12"



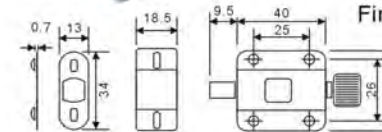
DB004
Material:Stainless steel
Finishes:SSS, PSS, PB,
AB, AC



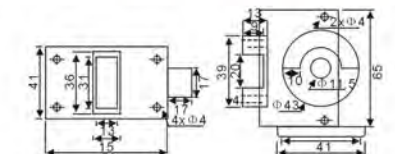
Width	Length
3/4"	6", 8", 10", 12", 18", 24"




DB011
Material:Stainless steel
Finishes:SSS, PSS



DB012
Material:Zinc alloy
Finishes:SN, SCP, AB, AC



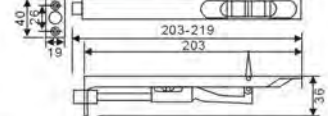
DB005
Material:Brass
Finishes:PB, SB, AB, AC,
CP, SCP, SN



Width	Length
3/4"	6", 8", 10", 12"



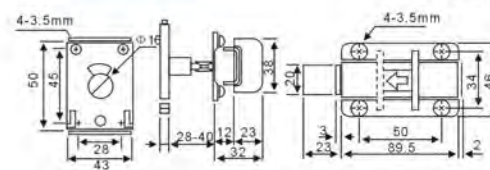
DB006
Material:Brass
Finishes:PB, SB, AB, AC,
CP, SCP, SN



Width	Length
3/4"	6", 8", 10", 12"



DB013
Material:Stainless steel
Finishes:SSS, PSS



DB014
Material:Stainless steel
Finishes:SSS, PSS

Width	Length
1"	6", 8", 10", 12"



DB007
Material:Stainless steel, Brass
Finishes:SSS, PSS, AB,
AC, BP



Width	Length
1-1/4"	4", 6", 8", 10", 12"



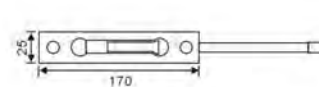
DB008
Material:Brass
Finishes:PB, SB, AB, AC,
CP, SCP, SN



Width	Length
16.8	4", 6", 8", 10", 12"



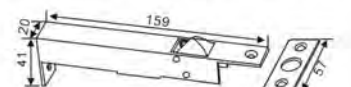
DB015
Material:Zinc alloy
Finishes:SCP, CP, SN



Width	Length
1"	6", 8", 10", 12"




DB016
Material:Stainless steel
Finishes:SSS, PSS, AB, AC





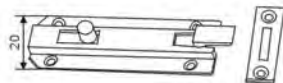
DB017
Material:Brass
Finishes:PVL, SVL, CP, NP, SCP, AB, AC
Length:2", 3", 4", 5", 6", 8"



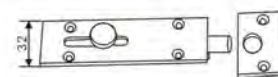
DB018
Material:Brass
Finishes:PVL, SVL, CP, NP, SCP, AB, AC
Length:2", 3", 4", 5", 6", 8"



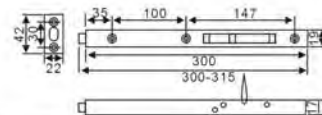
DB019
Material:Brass
Finishes:PVL, SVL, CP, NP, SCP, AB, AC
Length:2", 3", 4", 5", 6", 8"



DB020
Material:Brass
Finishes:PVL, SVL, CP, NP, SCP, AB, AC
Length:2", 3", 4", 5", 6", 8"



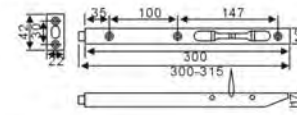
DB021
Material:Stainless steel
Finishes:SSS, PSS, AB, AC



Width	Length
3/4"	6", 8", 10", 12", 18", 24"



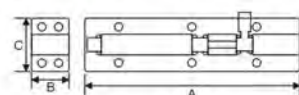
DB022
Material:Stainless steel
Finishes:SSS, PSS, AB, AC



Width	Length
2/3"	6", 8", 10", 12"



DB023
Material:Stainless steel
Finishes:SSS, PSS, AB, AC



Width	Length
38	6", 8", 10", 12", 18"



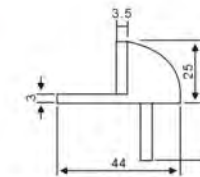
DB024
Material:Stainless steel
Finishes:SSS, PSS, AB, AC



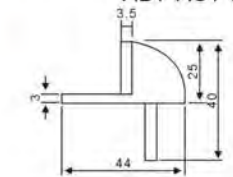
Width	Length
30.5	2", 4", 6", 8", 10", 12", 24", 36", 48"



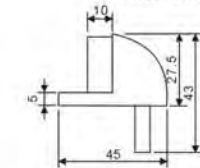
DS001
Door Stopper
Material:Stainless steel
Finishes:SSS, PSS



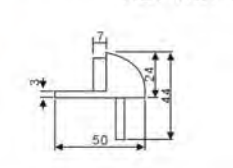
DS002
Door Stopper
Material:Zinc alloy
Finishes:CP, SCP, SN, AB, AC, BP



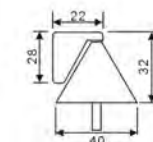
DS003
Door Stopper
Material:Zinc alloy
Finishes:CP, SCP, SN, AB, AC, BP



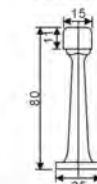
DS004
Door Stopper
Material:Zinc alloy
Finishes:CP, SCP, SN, AB, AC, BP



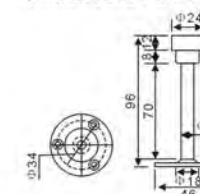
DS005
Door Stopper
Material:Zinc alloy
Finishes:CP, SCP, SN, AB, AC, BP



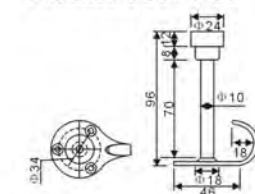
DS006
Door Stopper
Material:Zinc alloy
Finishes:CP, SCP, SN, AB, AC, BP



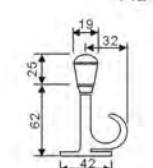
DS007
Door Stopper
Material:Stainless steel
Finishes:SSS, PSS



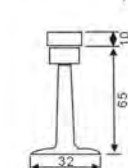
DS008
Door Stopper With Hook
Material:Stainless steel
Finishes:SSS, PSS



DS009
Door Stopper
Material:Zinc alloy
Finishes:CP, SCP, SN, AB, AC, BP

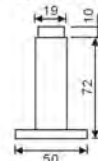


DS010
Door Stopper
Material:Zinc alloy
Finishes:CP, SCP, SN, AB, AC, BP

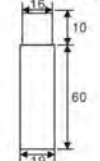




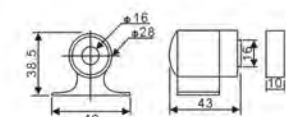
DS011
Door Stopper
Material:Stainless steel
Finishes:SSS, PSS
Size:Φ19mm, Φ22mm



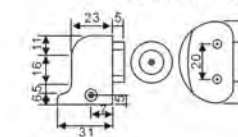
DS012
Door Stopper
Size:Φ19mm, Φ22mm
Material:Stainless steel
Finishes:SSS, PSS



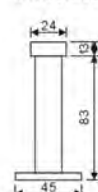
DS021
Magnetic Door Holder
Material:Zinc alloy, Brass
Finishes:SCP, CP, AB, AC, SN



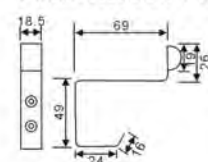
DS022
Magnetic Door Holder
Material:Zinc alloy
Finishes:BP, CP, SCP, SN, AB, AC



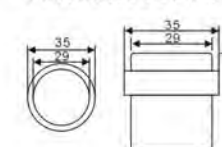
DS013
Door stopper
Material:Stainless steel
Finishes:SSS, PSS



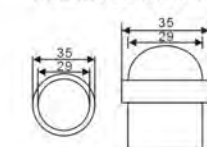
DS014
Door Stopper With Hook
Material:Stainless steel
Finishes:SSS, PSS



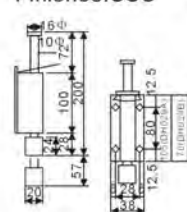
DS023
Door Stopper
Material:Stainless steel
Finishes:SSS, PSS



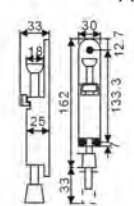
DS024
Door Stopper
Material:Stainless steel
Finishes:SSS, PSS



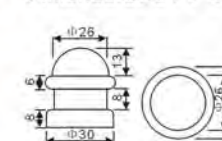
DS015
Door Stopper
Material:Stainless steel, Brass
Length:140mm, 200mm, 255mm
Finishes:SSS



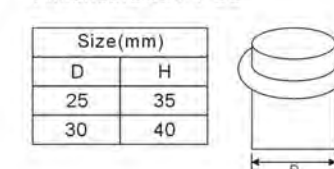
DS016
Door Stopper
Material:Zinc alloy
Finishes:SN, SCP, CP, AB, AC, BP



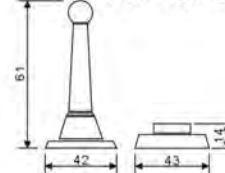
DS025
Door Stopper
Material:Stainless steel
Finishes:SSS, PSS



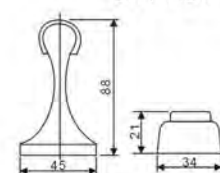
DS026
Door Stopper
Material:Stainless steel
Finishes:SSS, PSS



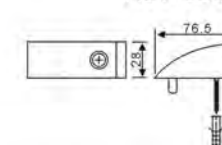
DS017
Door Stopper
Material:Zinc alloy
Finishes:SN, SCP, CP, AB, AC, BP



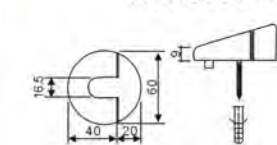
DS018
Magnetic Door Holder
Material:Brass
Finishes:SB, PB, CP, SCP, SN, AB, AC



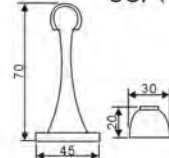
DS027
Door Stopper
Material:Zinc alloy, Stainless steel
Finishes:SCP, CP, SN, AB, AC, SSS, PSS



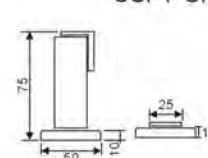
DS028
Door Stopper
Material:Zinc alloy, Stainless steel
Finishes:SCP, CP, SN, AB, AC, SSS, PSS



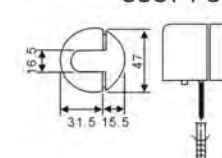
DS019
Magnetic Door Holder
Material:Stainless steel, Zinc alloy
Finishes:SSS, PSS, AB, AC, SN, SCP, CP



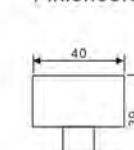
DS020
Magnetic Door Holder
Material:Stainless steel, Zinc alloy, Brass
Finishes:SSS, PSS, AB, AC, SN, SCP, CP



DS029
Door Stopper
Material:Zinc alloy, Stainless steel
Finishes:SCP, CP, AB, AC, SN, SSS, PSS

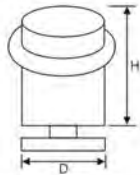


DS030
Door Stopper
Material:Stainless steel
Finishes:SSS, PSS

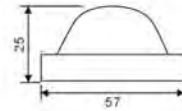




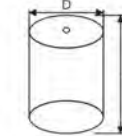
DS031
Door Stopper
Material:Stainless steel
Finishes:SSS, PSS



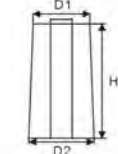
DS032
Door Stopper
Material:Stainless steel
Finishes:SSS, PSS



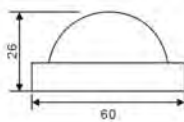
DS041
Door Stopper
Material:Rubber
Finishes:Black, Red
Size:37x40mm, 37x60mm



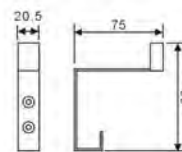
DS042
Door Stopper
Material:Rubber
Finishes:Black, Red
Size:23x24mm, 31x34mm



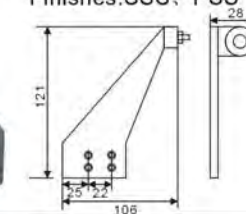
DS033
Door Stopper
Material:Stainless steel
Finishes:SSS, PSS



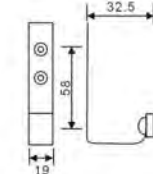
DS034
Door Stopper With Hook
Material:Stainless steel
Finishes:SSS, PSS



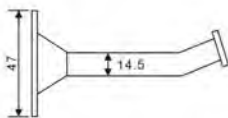
DS043
Door Stopper
Material:Stainless steel
Finishes:SSS, PSS



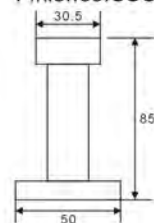
DS044
Door Stopper With Hook
Material:Stainless steel
Finishes:SSS, PSS



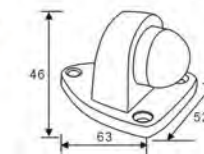
DS035
Door Stopper
Material:Zinc alloy
Finishes:SCP, CP, AB, AC, SN



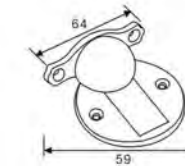
DS036
Door Stopper
Material:Stainless steel
Finishes:SSS, PSS



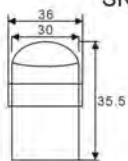
DS045
Door Stopper
Material:Zinc alloy
Finishes:SCP, CP, AB, AC, SN



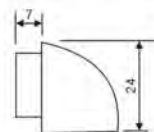
DS046
Magnetic Door Holder
Material:Zinc alloy
Finishes:SCP, CP, AB, AC, SN



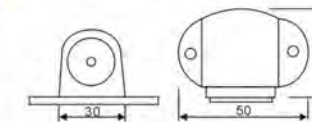
DS037
Door Stopper
Material:Zinc alloy, Stainless steel
Finishes:SCP, CP, AB, AC, SN, SSS, PSS



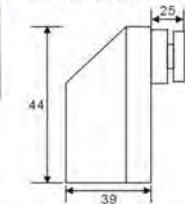
DS038
Door Stopper
Material:Stainless steel
Finishes:SSS, PSS



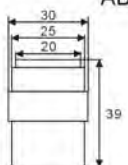
DS047
Magnetic Door Holder
Material:Stainless steel, Zinc alloy
Finishes:SSS, PSS, AB, AC, SN, SCP, CP



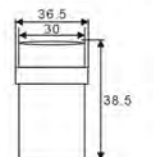
DS048
Magnetic Door Holder
Material:Zinc alloy
Finishes:AB, AC, SN, SCP, CP



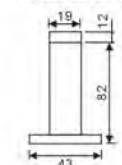
DS039
Door Stopper
Material:Stainless steel, Zinc alloy
Finishes:SSS, PSS, SCP, CP, AB, AC, SN



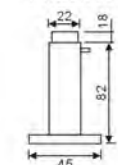
DS040
Door Stopper
Material:Aluminum
Finishes:SELF COLOR, PD



DS049
Door Stopper
Material:Stainless steel
Finishes:SSS, PSS



DS050
Door Stopper
Material:Stainless steel
Finishes:SSS, PSS

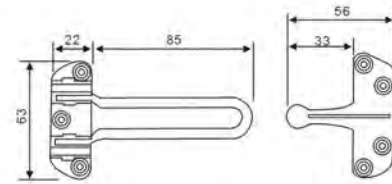




DG001

Door Guard

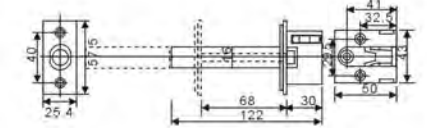
Material: Zinc alloy, Stainless steel
Finishes: SN, CP, PB, AB, AC, SCP, SSS, PSS



DG006

Door Chain

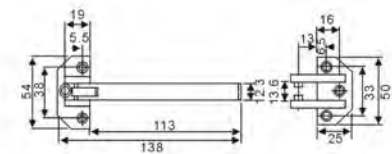
Material: Zinc alloy
Finishes: SCP, SN, CP, PB, AB, AC



DG002

Door Guard

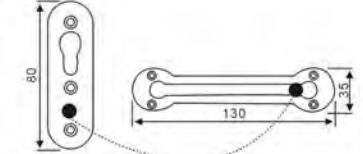
Material: Zinc alloy
Finishes: SN, CP, PB, AB, AC, SCP



DG007

Door Chain

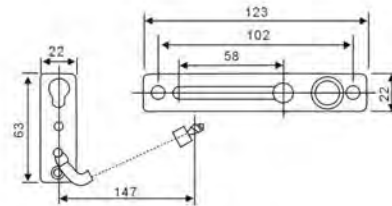
Material: Zinc alloy
Finishes: SCP, SN, CP, PB, AB, AC



DG003

Door Chain

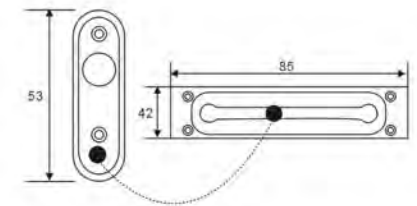
Material: Stainless steel
Finishes: SSS, PSS



DG008

Door Chain

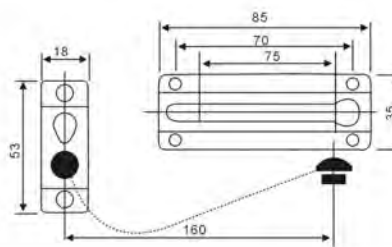
Material: Stainless steel
Finishes: SSS, PSS, PB, AB, AC



DG004

Door Chain

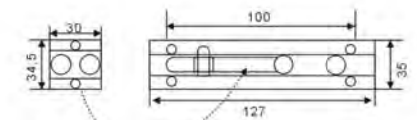
Material: Brass
Finishes: SN, CP, BP, AB, AC



DG009

Door Chain

Material: Stainless steel
Finishes: SSS, PSS, PB, AB, AC

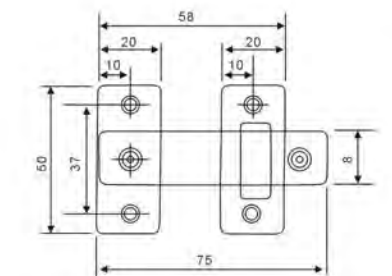


DG005

Door Guard

Material: Stainless steel
Finishes: SSS, PSS, PB, AB, AC

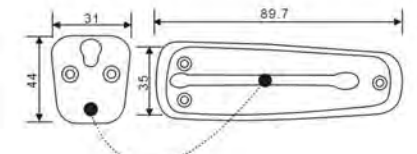
	A	B
BIG	75	100
SMALL	50	75



DG010

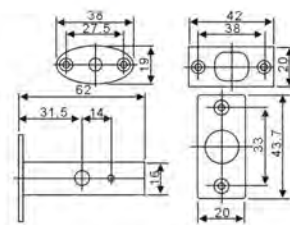
Door Chain

Material: Stainless steel
Finishes: SSS, PSS, PB, AB, AC

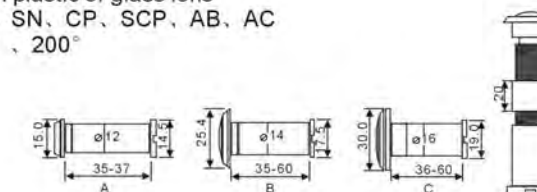




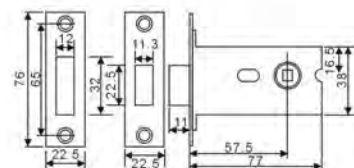
L001
Latch
Material: Zinc alloy
Finishes: SN, SCP, CP, PB



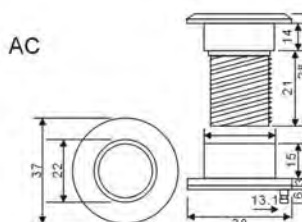
DV001
Door Viewer
Material: Brass with plastic or glass lens
Finishes: SB, PB, SN, CP, SCP, AB, AC
Size: 160°, 180°, 200°



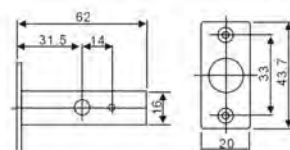
L002
Indicating Latch
Material: Stainless steel
Finishes: SSS, PSS, AB, AC



DV002
Door Viewer
Material: Brass with plastic or glass lens
Finishes: SB, PB, SN, CP, SCP, AB, AC
Size: 200°



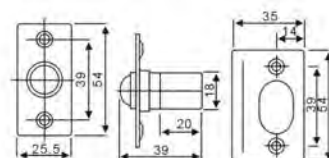
L003
Latch
Material: Stainless steel
Finishes: SSS, PSS



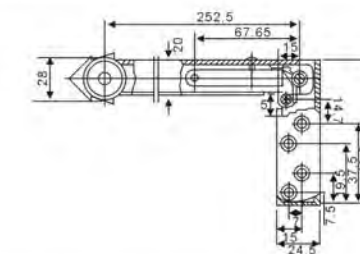
GS001
Glass Holder (Solid, Hollow)
Material: Stainless steel
Size: ϕ 16mm, ϕ 20mm, ϕ 25mm, ϕ 30mm
Length: All available length
Finishes: SSS, PSS



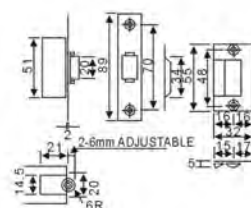
BC001
Ball Catch
Material: Brass
Finishes: BP, SB, SN, SCP, CP



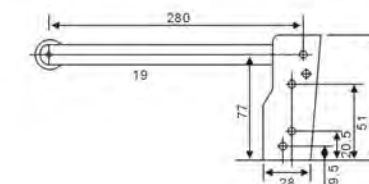
DC001
Door Coordinator
Material: Stainless steel
Finishes: SSS, PSS



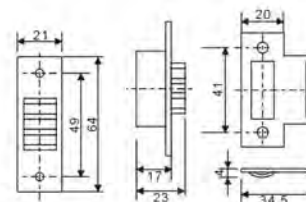
BC002
Ball Catch
Material: Stainless steel
Finishes: SSS, PSS, AB, AC



DC002
Door Coordinator
Material: Stainless steel
Finishes: SSS, PSS

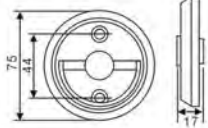


BC003
Ball Catch
Material: Stainless steel
Finishes: SSS, PSS, AB, AC

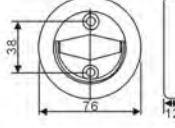




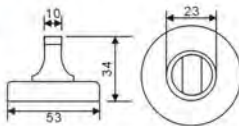
TT001
Thumb Turn
Material:Stainless steel
Finishes:SSS, PSS



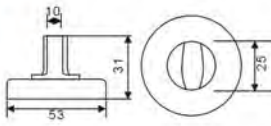
TT002
Thumb Turn
Material:Stainless steel
Finishes:SSS, PSS



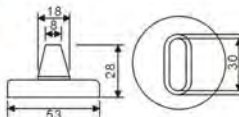
TT003
Thumb Turn
Material:Stainless steel
Finishes:SSS, PSS



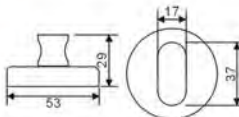
TT004
Thumb Turn
Material:Stainless steel
Finishes:SSS, PSS



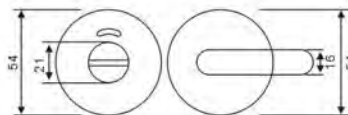
TT005
Thumb Turn
Material:Stainless steel
Finishes:SSS, PSS



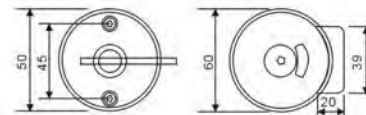
TT006
Thumb Turn
Material:Stainless steel
Finishes:SSS, PSS



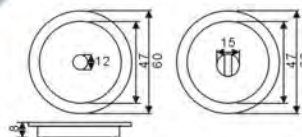
TT007
Thumb Turn
Material:Stainless steel
Finishes:SSS, PSS



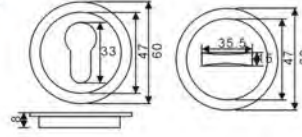
TT008
Thumb Turn
Material:Stainless steel
Finishes:SSS, PSS



TT009
Material:Stainless steel
Finishes:SSS, PSS



TT010
Material:Stainless steel
Finishes:SSS, PSS



WS-101
Window Stay
Material:Stainless steel
Finishes:SSS, PSS



WS-102
Window Stay
Material:Stainless steel
Finishes:SSS, PSS



WS-103
Window Stay
Material:Stainless steel
Finish:SSS, PSS, AB, AC
Size:6", 8", 12"



WS-104
Window Stay
Material:Stainless steel
Finishes:SSS, AB, AC
Size:6", 8", 12"



WS-105
Window Stay
Material:Steel
Finishes:CP, PB
Size:6", 8"



WS-106
Window Stay
Material:Stainless steel
Finishes:SSS



WS-107
Window Stay
Material:Stainless steel
Finishes:SSS



WS-108
Window Stay
Material:Stainless steel
Finishes:SSS



WS-109
Window Stay
Material:Stainless steel
Finishes:SSS



WS-110
Window Stay
Material:Stainless steel
Finishes:SSS



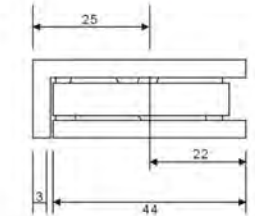
WS-111
Window Stay
Material:Stainless steel
Finishes:SSS



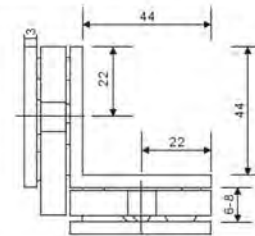
WS-112
Window Stay
Material:Stainless steel
Finishes:SSS



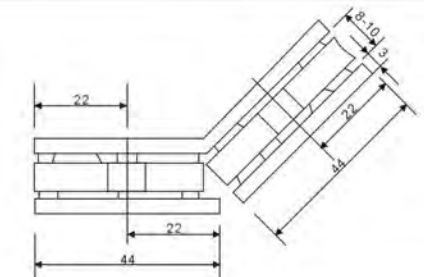
GC001
Glass Clip(Glass to Wall)
Material:Stainless steel
Size:0°
Thickness:2.5mm, 3mm, 3.5mm
Finishes:SSS, PSS



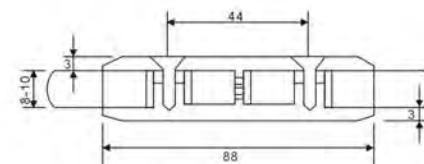
GC002
Glass Clip(Glass to Glass)
Material:Stainless steel
Size:90°
Thickness:2.5mm, 3mm, 3.5mm
Finishes:SSS, PSS



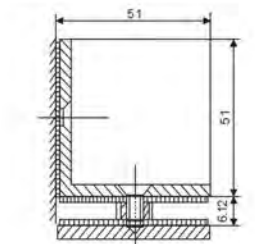
GC003
Glass Clip(Glass to Glass)
Material:Stainless steel
Size:135°
Thickness:2.5mm, 3mm, 3.5mm
Finishes:SSS, PSS



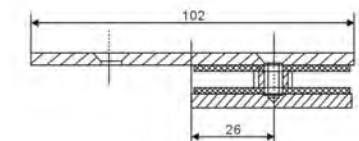
GC004
Glass Clip(Glass to Glass)
Material:Stainless steel
Size:180°
Thickness:2.5mm, 3mm, 3.5mm
Finishes:SSS, PSS



GC005
Glass Clip(Glass to Wall)
Material:Stainless steel
Size:90°
Thickness:2.5mm, 3mm, 3.5mm
Finishes:SSS, PSS

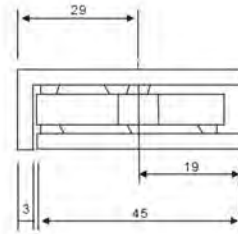


GC006
Glass Clip(Glass to Wall)
Material:Stainless steel
Size:180°
Thickness:2.5mm, 3mm, 3.5mm
Finishes:SSS, PSS

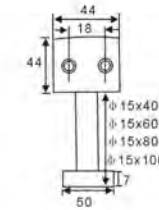




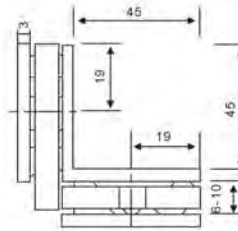
GC007
Glass Clip(Glass to Glass)
Material:Stainless steel
Size:0°
Thickness:2.5mm, 3mm, 3.5mm
Finishes:SSS, PSS



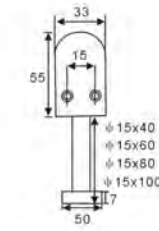
GC016
Material:Stainless steel
Finishes:SSS, PSS



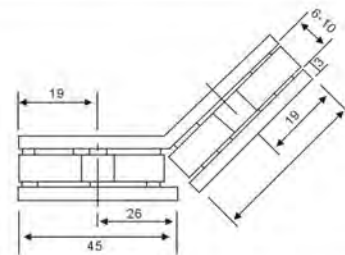
GC008
Glass Clip(Glass to Glass)
Material:Stainless steel
Size:90°
Thickness:2.5mm, 3mm, 3.5mm
Finishes:SSS, PSS



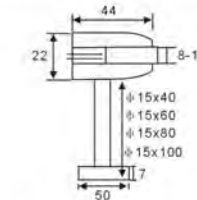
GC017
Material:Stainless steel
Finishes:SSS, PSS
Size:33x55mm 43x65mm
55x73mm
Suited Thickness:6-8mm
10-12mm
12-15mm



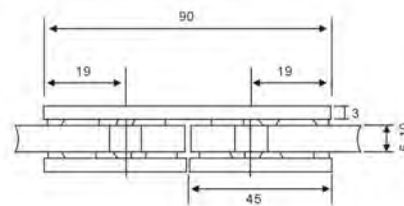
GC009
Glass Clip(Glass to Glass)
Material:Stainless steel
Size:135°
Thickness:2.5mm, 3mm, 3.5mm
Finishes:SSS, PSS



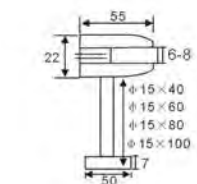
GC018
Material:Stainless steel
Finishes:SSS, PSS



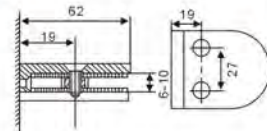
GC010
Glass Clip(Glass to Glass)
Material:Stainless steel
Size:180°
Thickness:2.5mm, 3mm, 3.5mm
Finishes:SSS, PSS



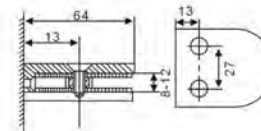
GC019
Material:Stainless steel
Finishes:SSS, PSS
Size:33x55mm 43x65mm
55x73mm
Suited Thickness:6-8mm
10-12mm
12-15mm



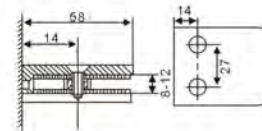
GC011
Material:Stainless steel
Finishes:SSS, PSS



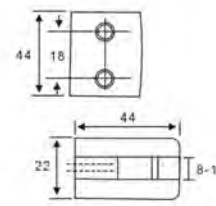
GC012
Material:Stainless steel
Finishes:SSS, PSS



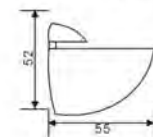
GC013
Material:Stainless steel
Finishes:SSS, PSS



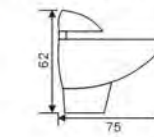
GC020
Material:Stainless steel
Finishes:SSS, PSS



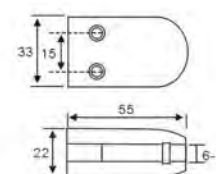
GC014
Material:Zinc alloy
Finishes:CP, BN



GC015
Material:Zinc alloy
Finishes:CP, BN

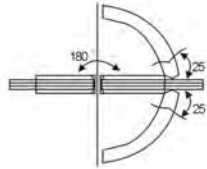


GC021
Material:Stainless steel
Finishes:SSS, PSS
Size:33x55mm 43x65mm
55x73mm
Suited Thickness:6-8mm
10-12mm
12-15mm





Shower Hinge(Glass to Glass)
180°
Material:Stainless steel
Finishes:SSS, PSS



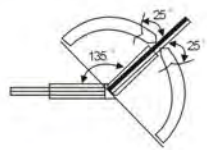
GH001



GH008



Shower Hinge(Glass to Glass)
135°
Material:Stainless steel
Finishes:SSS, PSS



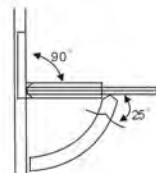
GH002



GH007



Shower Hinge(Glass to Wall)
90°
Material:Stainless steel
Finishes:SSS, PSS



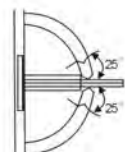
GH003



GH005



Shower Hinge(Glass to Wall)
90°
Material:Stainless steel
Finishes:SSS, PSS



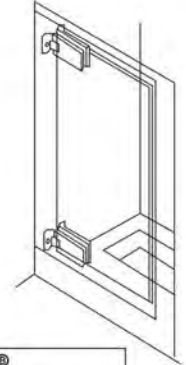
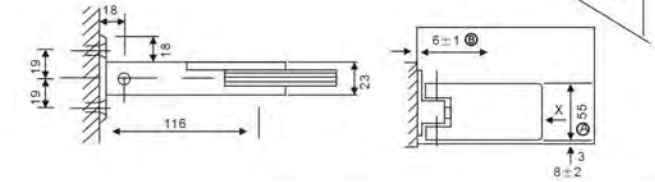
GH004



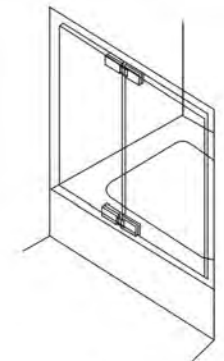
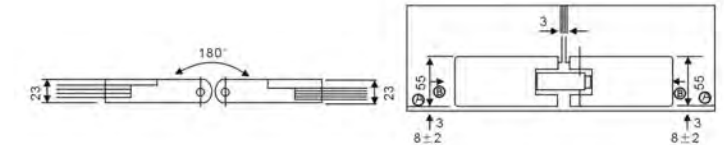
GH006



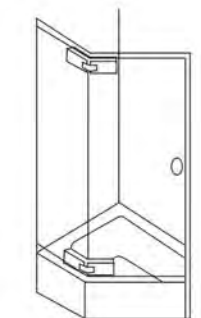
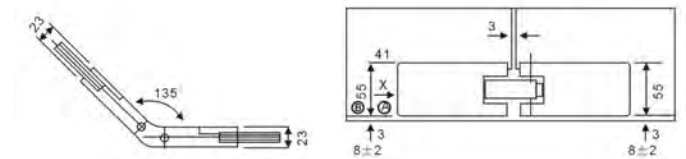
GH009
Shower Hinge(Glass to Wall)
90°
Material:Stainless steel
Finishes:SSS, PSS



GH010
Shower Hinge(Glass to Glass)
180°
Material:Stainless steel
Finishes:SSS, PSS



GH011
Shower Hinge(Glass to Glass)
135°
Material:Stainless steel
Finishes:SSS, PSS





BH001
Hook
Material:Stainless steel
Finishes:SSS, PSS



BH002
Tooth Brush Shelf
Material:Stainless steel
Finishes:SSS, PSS



BH009
Paper Holder
Material:Stainless steel
Finishes:SSS, PSS



BH010
Double Glass Holder
Material:Stainless steel
Finishes:SSS, PSS



BH003
Towel Holder
Material:Stainless steel
Finishes:SSS, PSS



BH004
Paper Holder
Material:Stainless steel
Finishes:SSS, PSS



BH011
Glass Holder
Material:Stainless steel
Finishes:SSS, PSS



BH012
Double Glass Holder
Material:Stainless steel
Finishes:SSS, PSS




BH005
Towel Shelf
Any Sizes
Material:Stainless steel
Finishes:SSS, PSS



BH006
Towel Shelf
Any Sizes
Material:Stainless steel
Finishes:SSS, PSS



BH013
Soap Holder
Material:Stainless steel
Finishes:SSS, PSS



BH014
Soap Holder
Material:Stainless steel
Finishes:SSS, PSS



BH007
Double Towel Shelf
Any Sizes
Material:Stainless steel
Finishes:SSS, PSS



BH008
Towel Hook
Hook
Material:Stainless steel
Finishes:SSS, PSS



BH015
Towel Holder
Material:Stainless steel
Finishes:SSS, PSS



BH016
Toilet brush holder
Material:Stainless steel
Finishes:SSS, PSS



BH017
Hook
Material:Stainless steel
Finishes:SSS, PSS, Black



BH018
Hook
Material:Stainless steel
Finishes:SSS, PSS, Black



BH019
Hook
Material:Stainless steel
Finishes:SSS, PSS, Black



SP001
Men's Washroom
Material:Stainless steel
Size:100x100x1.5mm



SP002
Ladies Washroom
Material:Stainless steel
Size:100x100x1.5mm



SP003
Public Washroom
Material:Stainless steel
Size:170x130x1.5mm



BH020
Hook
Material:Stainless steel
Finishes:SSS, PSS, Black



BH021
Hook
Material:Stainless steel
Finishes:SSS, PSS, Black



SP004
Public Washroom
Material:Stainless steel
Size:Φ76x1.5mm



SP005
Men's Washroom
Material:Stainless steel
Size:Φ76x1.5mm



SP006
Ladies Washroom
Material:Stainless steel
Size:Φ76x1.5mm



BH022
Hook
Material:Stainless steel
Finishes:SSS, PSS, Black



BH023
Hook
Material:Stainless steel
Finishes:SSS, PSS, Black



SP007
For Handicapped
Size:Φ76x1.5mm



SP008
No Smoking
Size:Φ76x1.5mm



SP009
Shower Indication
Size:Φ76x1.5mm



BH024
Hook
Material:Stainless steel
Finishes:SSS, PSS, Black



BH025
Hook
Material:Stainless steel
Finishes:SSS, PSS, Black



SP010
Push Indication
Size:Φ76x1.5mm



SP011
Pull Indication
Size:Φ76x1.5mm



SP012
Fire Door Indication(Silk Print)
Material:Stainless steel
Size:Φ76x1.5mm



SP013
For Handicapped
Size:100mmx100mmx1.5mm



SP014
No Smoking
Material:Stainless steel
Size:100x100x1.5mm



SP015
Men's Washroom
Size:100mmx100mmx1.5mm



SP016
Ladies Washroom
Size:100mmx100mmx1.5mm



SP017
Ladies Washroom
Material:Stainless steel
Size:100x100x1.5mm



SP018
Men's Washroom
Material:Stainless steel
Size:100x100x1.5mm



SP019
Push Indication
Size:86mmx98mm



SP020
Pull Indication
Size:86mmx98mm



SP021
Attention
Material:Stainless steel
Size:170x130x1.5mm



SP022
Push Indication
Size:75mmx300mmx1.5mm



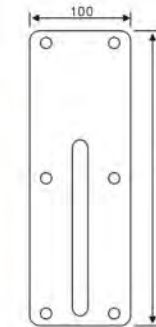
SP023
Push Indication
Size:100mmx300mmx1.5mm



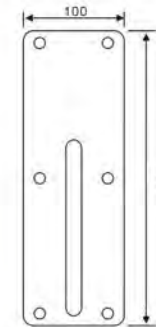
SP024
Push Indication
Size:76mmx305mmx1.5mm



SP025
Push Indication With Handle
Material:Stainless steel
Size:100x300x1.5mm

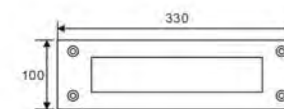


SP026
Pull Indication With Handle
Material:Stainless steel
Size:100x300x1.5mm

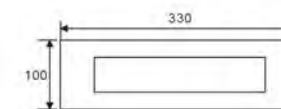


LN001
Number

Material:Stainless steel
Finishes:SSS, PSS
Size:50x1.2mm, 50x1.5mm, 75x1.5mm,
75x2.0mm, 100x1.5mm, 100x2.0mm,
130x2.0mm, 130x3.0mm, 156x2.0mm



LP001
Letter Plate, outward
Material:Stainless steel
Finishes:SSS, PSS

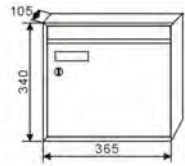


LP002
Letter Plate, Inward
Material:Stainless steel
Finishes:SSS, PSS



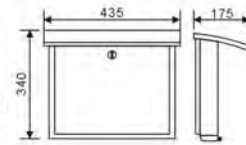
MB001

Mail Box
Material:Stainless steel, steel
Finishes:SSS, PSS, PD



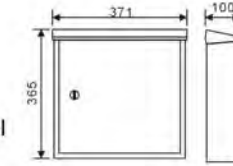
MB002

Mail Box
Material:Stainless steel, steel
Finishes:SSS, PSS, PD



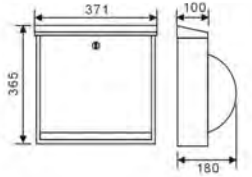
MB007

Mail Box
Material:Stainless steel, steel
Finishes:SSS, PSS, PD



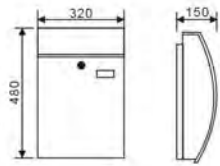
MB008

Mail Box
Material:Stainless steel, steel
Finishes:SSS, PSS, PD



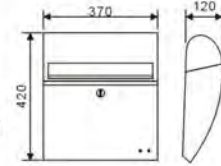
MB003

Mail Box
Material:Stainless steel, steel
Finishes:SSS, PSS, PD



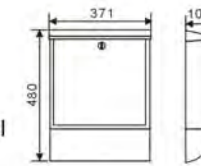
MB004

Mail Box
Material:Stainless steel, steel
Finishes:SSS, PSS, PD



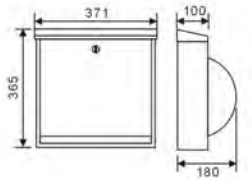
MB009

Mail Box
Material:Stainless steel, steel
Finishes:SSS, PSS, PD



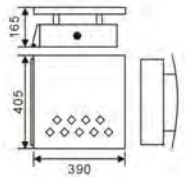
MB010

Mail Box
Material:Stainless steel, steel
Finishes:SSS, PSS, PD



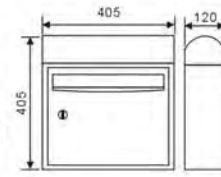
MB005

Mail Box
Material:Stainless steel, steel
Finishes:SSS, PSS, PD



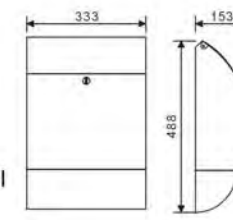
MB006

Mail Box
Material:Stainless steel, steel
Finishes:SSS, PSS, PD



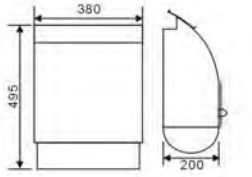
MB011

Mail Box
Material:Stainless steel, steel
Finishes:SSS, PSS, PD



MB012

Mail Box
Material:Stainless steel, steel
Finishes:SSS, PSS, PD





L01
Material:Stainless steel
Finishes:SSS, PSS



L02
Material:Stainless steel
Finishes:SSS, PSS



L03
Material:Stainless steel
Finishes:SSS, PSS



L04
Material:Stainless steel
Finishes:SSS, PSS



L05
Material:Stainless steel
Finishes:SSS, PSS



L06
Material:Stainless steel
Finishes:SSS, PSS



L07
Material:Stainless steel
Finishes:SSS, PSS



A Net
Material:Stainless steel
Finishes:SSS, PSS



B Net
Material:Stainless steel
Finishes:SSS, PSS



C Net
Material:Stainless steel
Finishes:SSS, PSS



D Net
Material:Stainless steel
Finishes:SSS, PSS



E Net
Material:Stainless steel
Finishes:SSS, PSS



F Net
Material:Stainless steel
Finishes:SSS, PSS



L08
Material:Stainless steel
Finishes:SSS, PSS



L09
Material:Stainless steel
Finishes:SSS, PSS



L10
Material:Stainless steel
Finishes:SSS, PSS



L11
Material:Stainless steel
Finishes:SSS, PSS



L12
Material:Stainless steel
Finishes:SSS, PSS



L13
Material:Stainless steel
Finishes:SSS, PSS



L14
Material:Stainless steel
Finishes:SSS, PSS



L15
Material:Stainless steel
Finishes:SSS, PSS



L16
Material:Stainless steel
Finishes:SSS, PSS



L17
Material:Stainless steel
Finishes:SSS, PSS



L18
Material:Stainless steel
Finishes:SSS, PSS



HW-101
Hang Wheel
Material:Stainless steel
Finishes:SSS, PSS



HW-102
Hang Wheel
Material:Stainless steel
Finishes:SSS, PSS



HW-103
Hang Wheel
Material:Stainless steel
Finishes:SSS, PSS



HW-104
Hang Wheel
Material:Stainless steel
Finishes:SSS, PSS



HW-105
Hang Wheel
Material:Stainless steel
Finishes:SSS, PSS



HW-106
Hang Wheel
Material:Stainless steel
Finishes:SSS, PSS



HW-107
Hang Wheel
Material:Stainless steel
Finishes:SSS, PSS



HW-108
Hang Wheel
Material:Stainless steel
Finishes:SSS, PSS



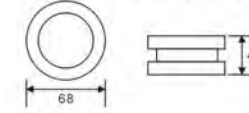
HW-109
Hang Wheel



HW-110
Material:Aluminium



SW-101
Glass Door Handle
Material:Stainless steel
Finishes:SSS, PSS



SW-102
Glass Door Lock
Material:Stainless steel
Finishes:SSS, PSS



SW-103
Glass Hanging Wheel
Material:Stainless steel
Door weight:(max)150kg
Finishes:SSS, PSS



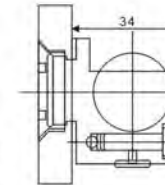
SW-104
Glass Hanging Wheel
Material:Stainless steel
Door weight:(max)150kg
Finishes:SSS, PSS



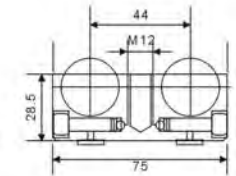
SW-105
Glass Hanging Wheel
Material:Stainless steel
Door weight:(max)150kg
Finishes:SSS, PSS



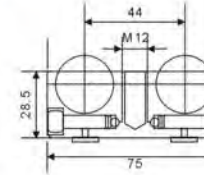
SW-106
Fixing Clamp
Material:Stainless steel
Finishes:SSS, PSS



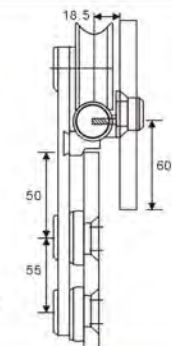
SW-107
Fixing Clamp
Material:Stainless steel
Finishes:SSS, PSS



SW-108
Fixing Clamp
Material:Stainless steel
Finishes:SSS, PSS



SW-109
Fixing Clamp
Material:Stainless steel
Finishes:SSS, PSS



SW-110
Fixing Clamp
Material:Stainless steel
Finishes:SSS, PSS



SW-111
Fixing Clamp
Material:Stainless steel
Finishes:SSS, PSS



SW-112
Localizer
Material:Stainless steel
Finishes:SSS, PSS



SW-113
Localizer
Material:Stainless steel
Finishes:SSS, PSS



SW-114
Overpanel/Connector With Pivot Bearing Location
Material:Stainless steel
Finishes:SSS, PSS



SW-115
T-Type Overpanel
Material:Stainless steel
Finishes:SSS, PSS



SW-116
Upper-Wall Pivot
Material:Stainless steel
Finishes:SSS, PSS



SW-117
Pivot Pole With Single Point Fixings & Pivot Bearing
Material:Stainless steel
Finishes:SSS, PSS



SW-118
Pivot Pole With Single Point Fixings & Pivot Bearing For Floor Pivot
Material:Stainless steel
Finishes:SSS, PSS



GDC-101
Glass/wall Corner Connector
Connecting Glass And Glass, both Sides Can Adjusted Angle



GDC-102
Glass/wall Corner Connector
Connecting Glass And Glass, both Sides Can Adjusted Angle



GDC-103
Glass/wall Corner Connector
Connecting Wall And Glass, Just One Sides Can Adjusted Angle



GDC-104
Clamping Connector
Connecting Glass And Glass, Four Directions Sides Can Adjusted Angle



GDC-105
Glass/wall Corner Connector
Connecting Wall And Glass, Can't Be Adjustable

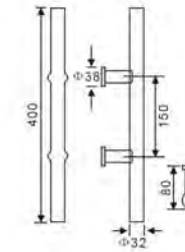


GDC-106
Glass/wall Corner Connector
Connecting Wall And Glass, Both Sides Can Adjusted Angle

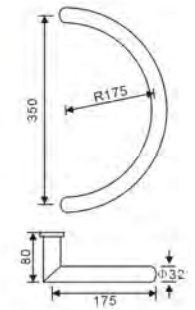


PH001
Material:Stainless steel
Finishes:SSS, PSS

	Φ
A	25
B	32
C	38

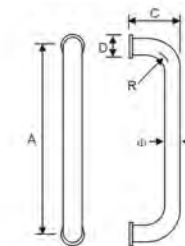


PH002
Material:Stainless steel
Finishes:SSS, PSS



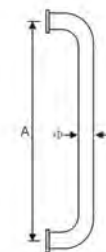
PH003
Material:Stainless steel
Finishes:SSS, PSS

Φ	R	A	C	D
22	25	200	75	30
25	40	200	80	35
25	40	300	80	35
25	40	350	80	35
32	55	350	90	35
38	60	350	95	45



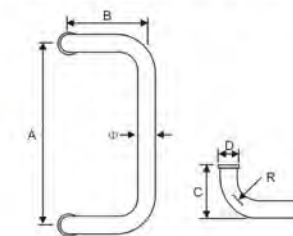
PH004
Material:Stainless steel
Finishes:SSS, PSS

Φ	A
25	250
32	350
38	500



PH005
Material:Stainless steel
Finishes:SSS, PSS

Φ	R	A	B	C	D
22	25	200	100	75	30
25	40	200	100	80	35
25	40	300	100	80	35
25	40	350	100	80	35
32	55	350	100	90	35
38	60	350	100	95	45



PH006
Material:Stainless steel
Finishes:SSS, PSS



PH007
Material:Stainless steel
Finishes:SSS, PSS

PH008
Material:Stainless steel
Finishes:SSS, PSS

Format	Size(mm)		
	A	B	C
25x300	200		25

PH009
Material:Stainless steel
Finishes:SSS, PSS

Format	Size(mm)			
	A	B	C	D
φ25X200	φ25	205	95	75

PH014
Material:Stainless steel
Finishes:SSS, PSS

Format	Size(mm)		
	A	B	C
	500	340	32
	600	400	38
	800	600	38
	1000	800	38

PH015
Material:Stainless steel
Finishes:SSS, PSS

Format	Size(mm)		
	A	B	C
	600	400	38x19
	800	600	38x19

PH010
Material:Stainless steel
Finishes:SSS, PSS

Format	Size(mm)		
	A	B	C
	600	400	32
	600	400	38

PH011
Material:Stainless steel
Finishes:SSS, PSS

Format	Size(mm)		
	A	B	C
	450	225	32
	600	340	38
	800	500	38

PH016
Material:Stainless steel
Finishes:SSS, PSS

Format	Size(mm)		
	A	B	C
	1200	1170	38x25

PH017
Material:Stainless steel
Finishes:SSS, PSS

Format	Size(mm)		
	A	B	C
	800	775	38x25
	1200	1175	38x25

PH012
Material:Stainless steel
Finishes:SSS, PSS

Format	Size(mm)		
	A	B	C
φ19x200x400	181	381	φ19
φ22x200x400	178	378	φ22
φ25x300x500	275	475	φ25
φ25x200x400	175	375	φ25
φ25x250x450	225	425	φ25

PH013
Material:Stainless steel
Finishes:SSS, PSS

Format	Size(mm)		
	A	B	C
	1200	1162	38

PH018
Material:Stainless steel
Finishes:SSS, PSS

Format	Size(mm)		
	A	B	C
	600	562	38x25
	800	762	38x25
	1200	1162	38x25

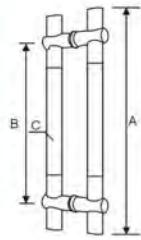
PH019
Material:Stainless steel
Finishes:SSS, PSS

Format	Size(mm)		
	A	B	C
	600	562	38x25



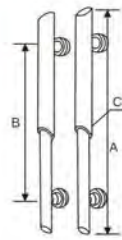
PH020
Material:Stainless steel
Finishes:SSS, PSS

Format	Size(mm)		
	A	B	C
	600	450	45x25
	800	600	45x25



PH021
Material:Stainless steel
Finishes:SSS, PSS

Format	Size(mm)		
	A	B	C
	500	355	36



M-800

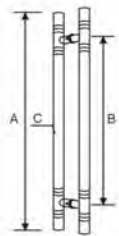


- Applicable size:800mm dual-side opening door,withstanding door weight of 70kg.
- Door opening angle at 116° at your option.
- 90° Stop device or non-stop device at your option.
- With single closing speed adjusting valves at 116° -0° to match different closing purposes.
- Filled with high quality anti-icing hydraulic oil,ensuring smooth and flexible operation of mechanical parts at different temperatures.



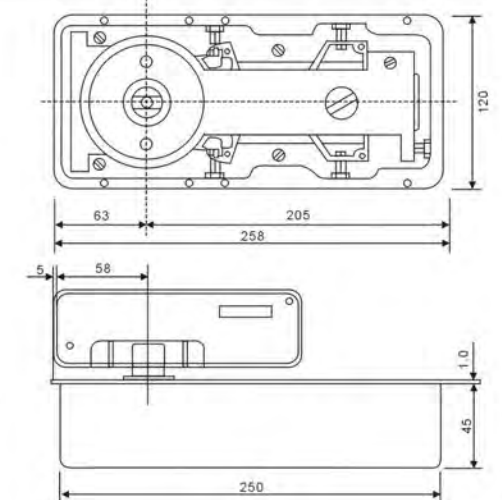
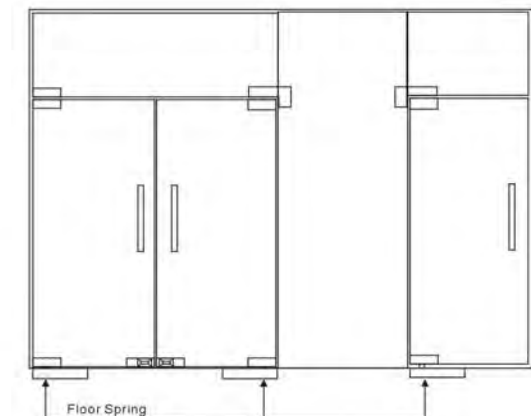

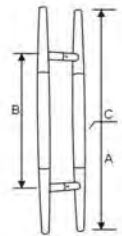
PH022
Material:Stainless steel
Finishes:SSS, PSS

Format	Size(mm)		
	A	B	C
	800	600	38



PH023
Material:Stainless steel
Finishes:SSS, PSS

Format	Size(mm)		
	A	B	C
32x300	300		32
32x600	600		32
38x600	600		38
38x600	800		38



M-810

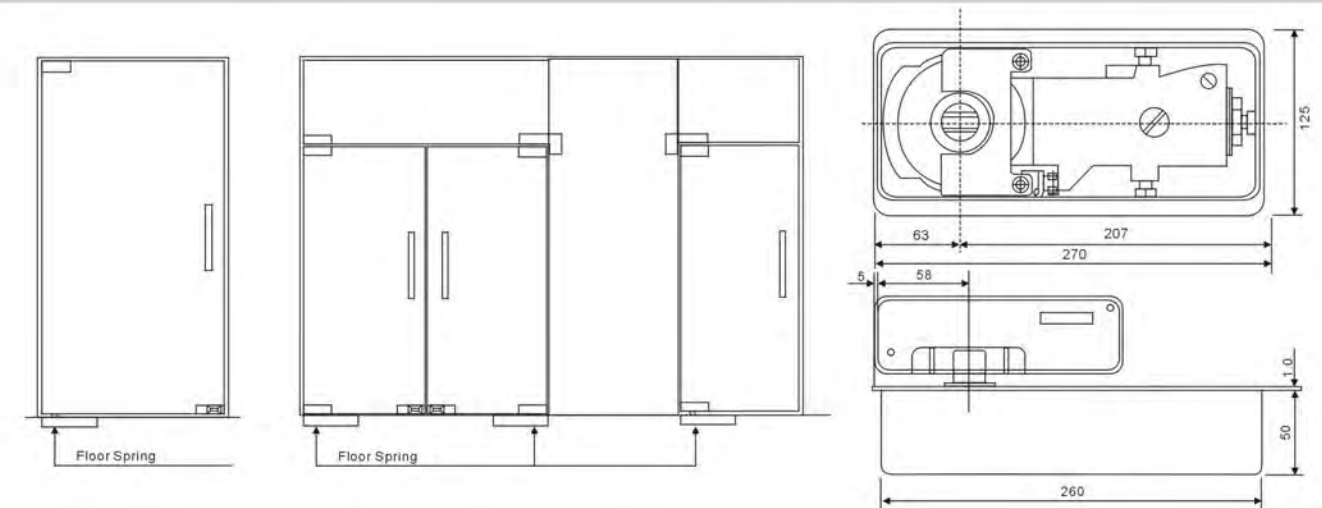
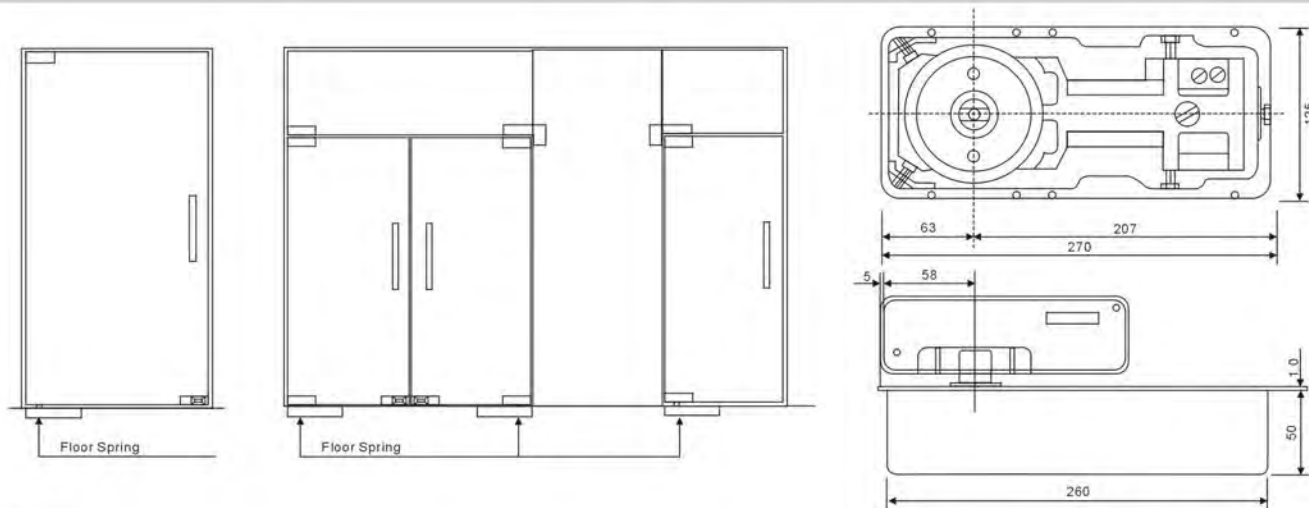


M-820



- Applicable size: 1000mm dual-side opening door, withstanding door weight of 90kg.
- Door opening angle at 116° at your option.
- 90° Stop device or non-stop device at your option.
- With single closing speed adjusting valves at 116° -0° to match different closing purposes.
- Filled with high quality anti-icing hydraulic oil, ensuring smooth and flexible operation of mechanical parts at different temperatures.

- Applicable size: 800mm dual-side opening door, withstanding door weight of 70kg.
- Door opening angle at 116° at your option.
- 90° Stop device or non-stop device at your option.
- With single closing speed adjusting valves at 116° -0° to match different closing purposes.
- Filled with high quality anti-icing hydraulic oil, ensuring smooth and flexible operation of mechanical parts at different temperatures.



M-830

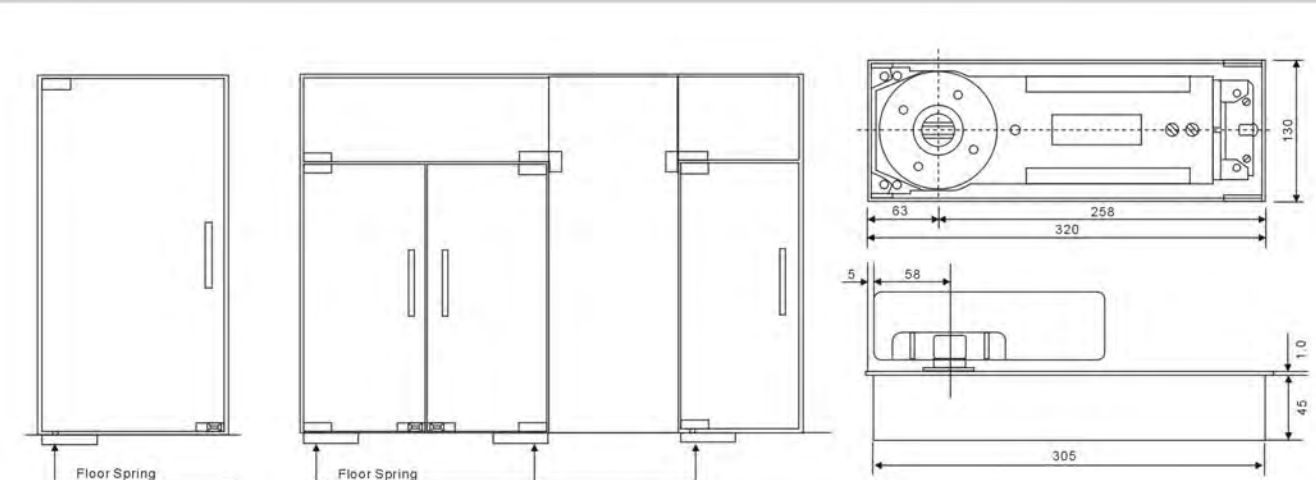
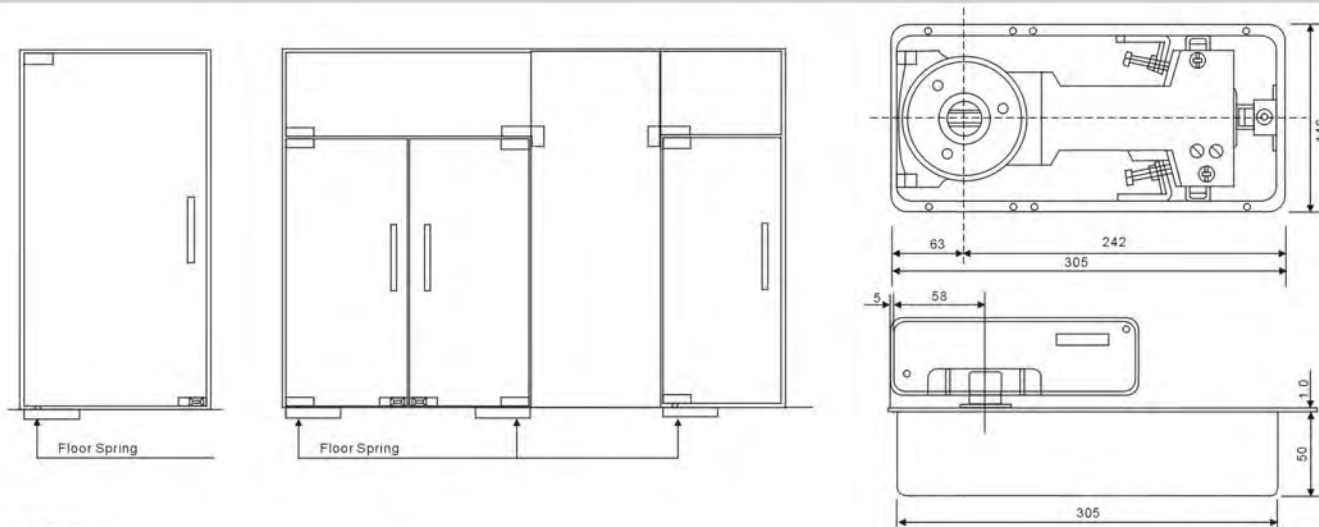


M-840



- Applicable size: 1100mm dual-side opening door, withstanding door weight of 110kg.
- Door opening angle at 116° at your option.
- 90° Stop device or non-stop device at your option.
- With single closing speed adjusting valves at 116° -0° to match different closing purposes.
- Filled with high quality anti-icing hydraulic oil, ensuring smooth and flexible operation of mechanical parts at different temperatures.

- Applicable size: 1300mm dual-side opening door, withstanding door weight of 150kg.
- Door opening angle at 116° at your option.
- 90° Stop device or non-stop device at your option.
- With single closing speed adjusting valves at 116° -0° to match different closing purposes.
- Filled with high quality anti-icing hydraulic oil, ensuring smooth and flexible operation of mechanical parts at different temperatures.



M-850

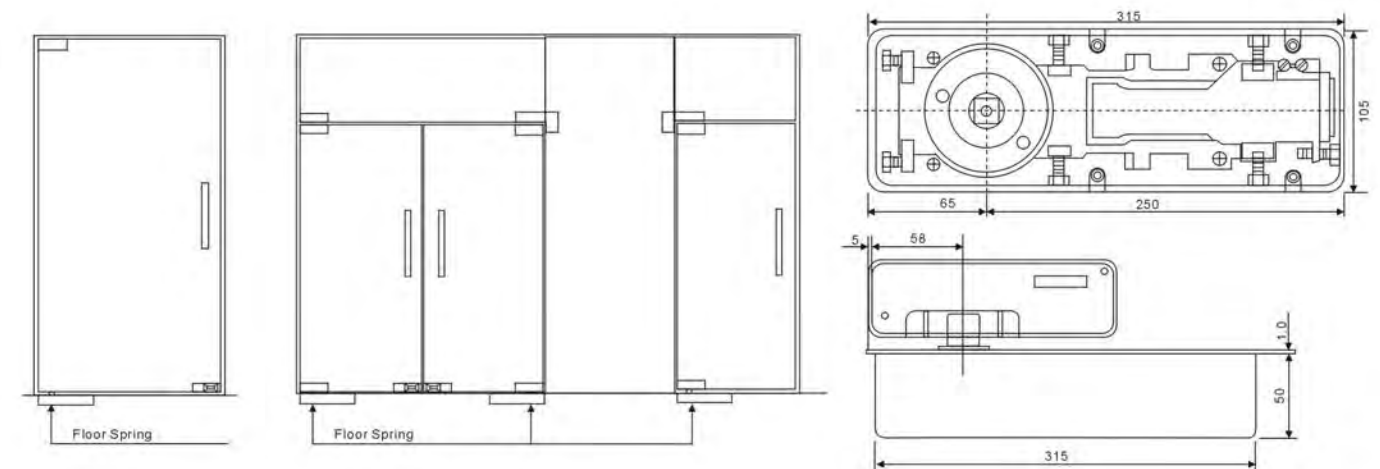
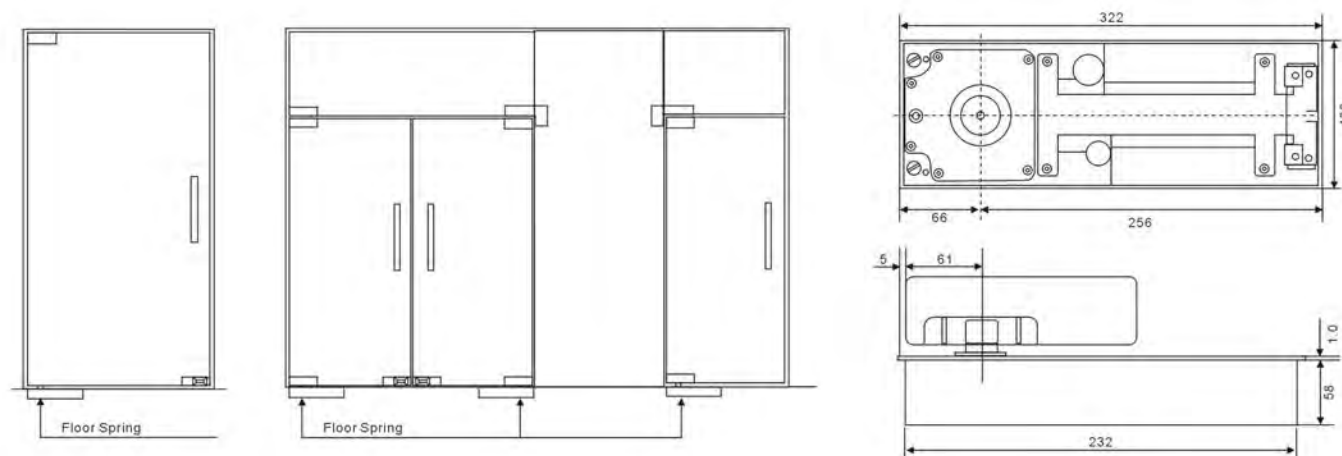


M-860



- Applicable size: 1200mm dual-side opening door, withstanding door weight of 150kg.
- Door opening angle at 150° at your option.
- 90° Stop device or non-stop device at your option.
- With single closing speed adjusting valves at 150° - 0° to match different closing purposes.
- Filled with high quality anti-icing hydraulic oil, ensuring smooth and flexible operation of mechanical parts at different temperatures.

- Applicable size: 1100mm dual-side opening door, withstanding door weight of 110kg.
- Door opening angle at 150° at your option.
- 90° Stop device or non-stop device at your option.
- With single closing speed adjusting valves at 150° - 0° to match different closing purposes.
- Filled with high quality anti-icing hydraulic oil, ensuring smooth and flexible operation of mechanical parts at different temperatures.



M-870

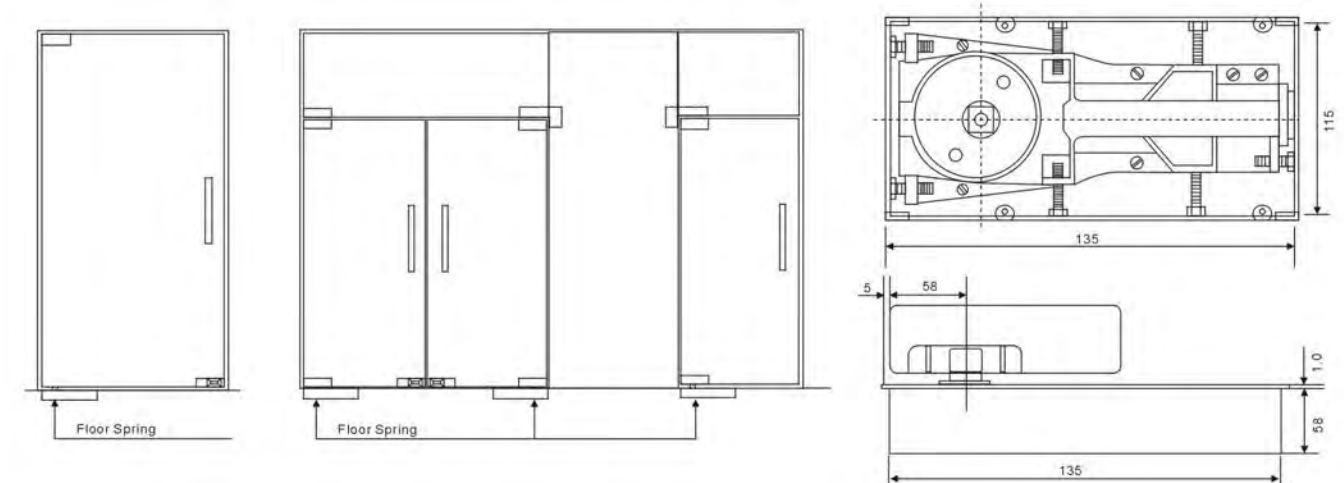
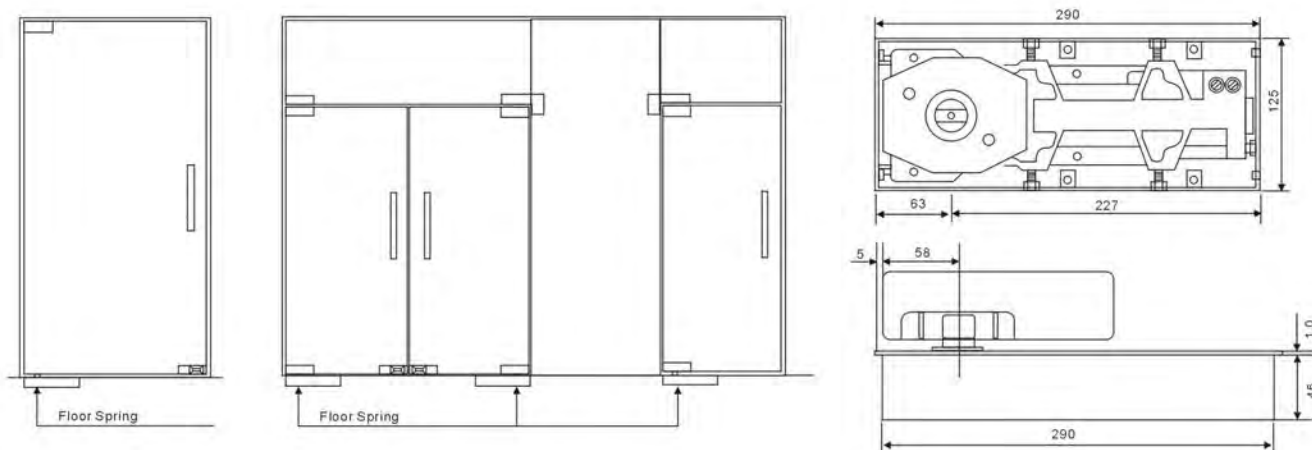


M-880




- Applicable size: 1100mm dual-side opening door, withstanding door weight of 110kg.
- Door opening angle at 150° at your option.
- 90° Stop device or non-stop device at your option.
- With single closing speed adjusting valves at 150° - 0° to match different closing purposes.
- Filled with high quality anti-icing hydraulic oil, ensuring smooth and flexible operation of mechanical parts at different temperatures.

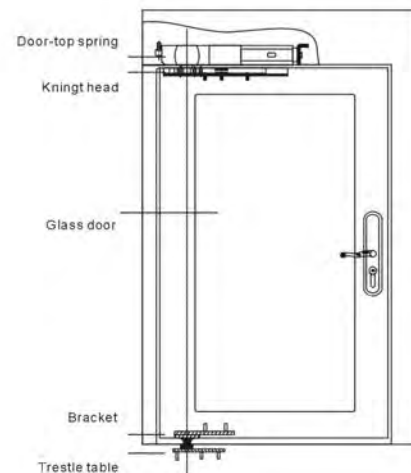
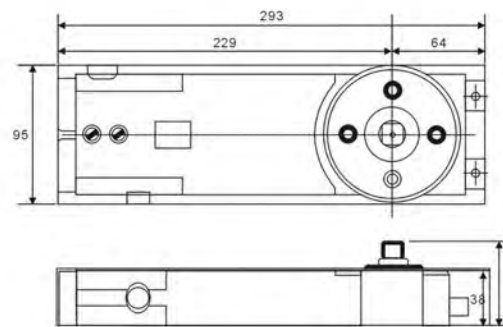
- Applicable size: 1000mm dual-side opening door, withstanding door weight of 90kg.
- Door opening angle at 116° at your option.
- 90° Stop device or non-stop device at your option.
- With single closing speed adjusting valves at 150° - 0° to match different closing purposes.
- Filled with high quality anti-icing hydraulic oil, ensuring smooth and flexible operation of mechanical parts at different temperatures.



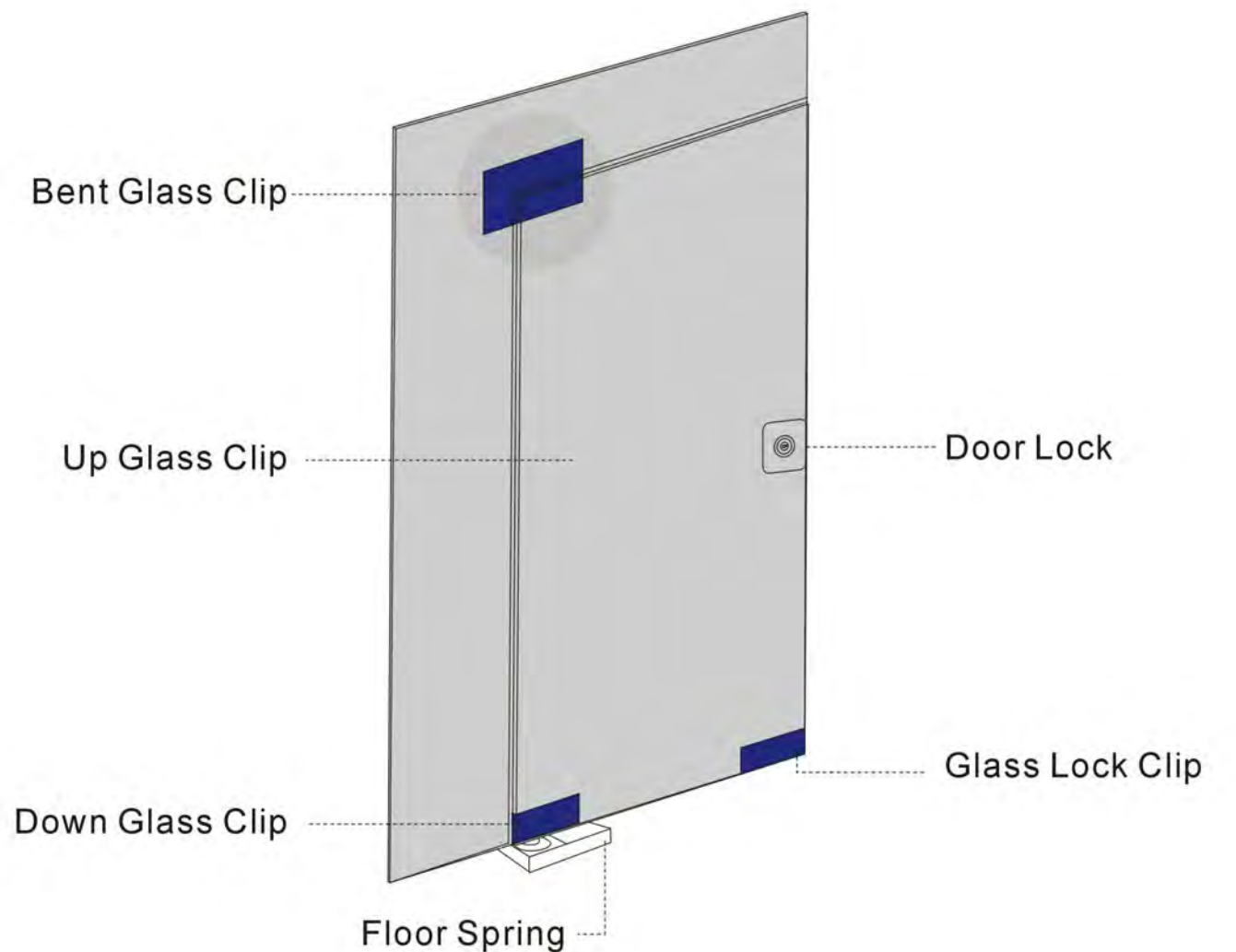
M-890



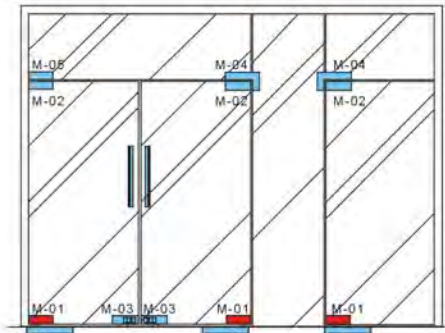
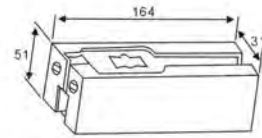
- It can bear the utmost weight should be low 100 kilogram.
- Mainframe casting is produced by an enterprise of Taiwan which has more than 10 years die-casting experience in this category.
- The main components' outlook are all forged by Cr-Mo alloy steel, and the quality is quenched by heat treatment. After rubbing, all accessories should immerse into high quality hydraulic pressure oil which should be able to bear low temperature. All of the components are safe to use under 40° degree and above 40° degree.
- The inside design decompresses, it makes the mainframe under well protection that means it will not be easy to be destroyed or oil will flow out when facing extra force or strong wind situation.
- The perfect and exact pointing capability will make sure the product always points at the "0" whatever it's for or extended, also when you open the door.
- Open-door moment 40Nm, close-door moment 26Nm, above 25Nm in 5 degree.
- Full-lifecycle bi-directional unlock spring has got quality certification from national technical department after success. Full running 500,000 times, according to QB/T2697-2005 technology standard.



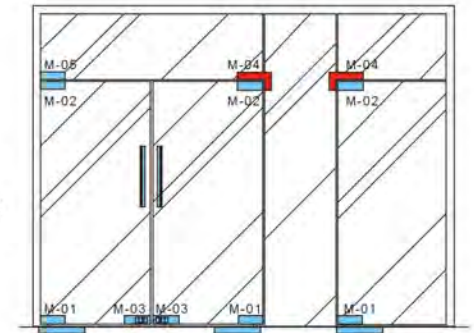
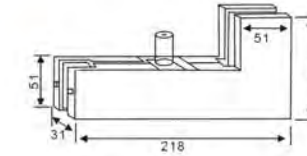
- Simple structure, agile installation
- Stable and quiet move
- Be applicable to hotel, office, shop, mansion, chamber and other places.



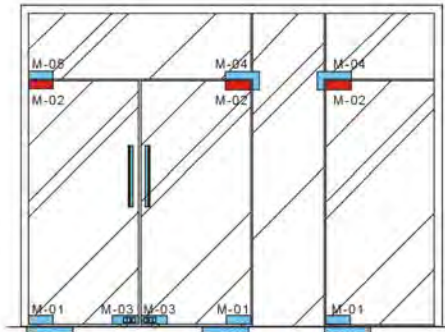
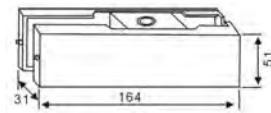
M-01



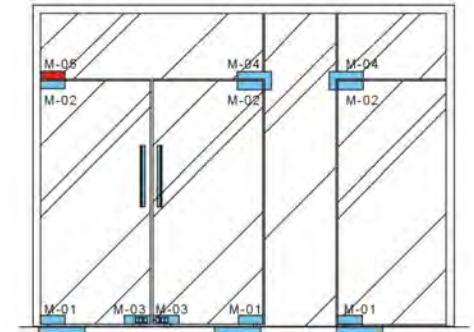
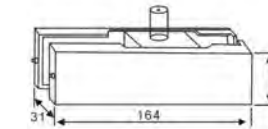
M-04



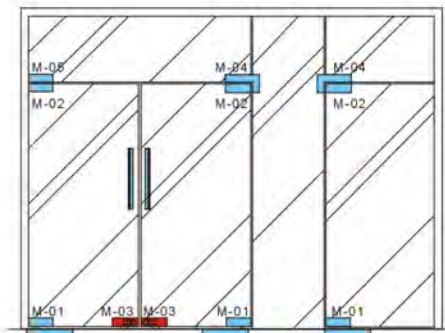
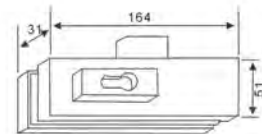
M-02



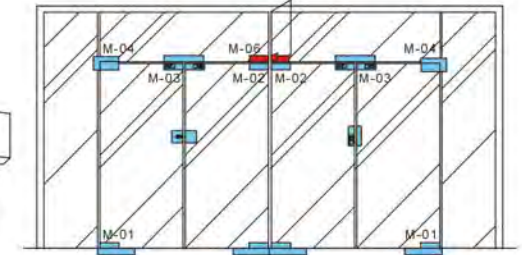
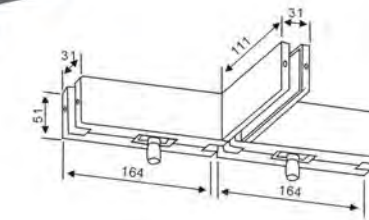
M-05



M-03



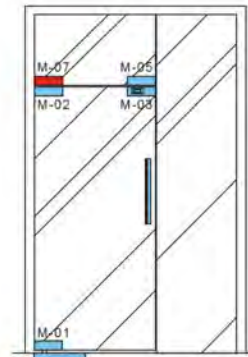
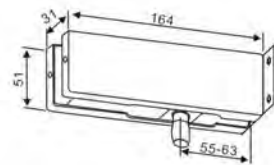
M-06



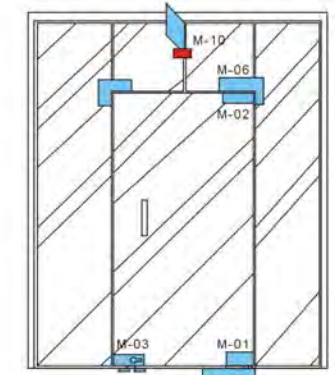
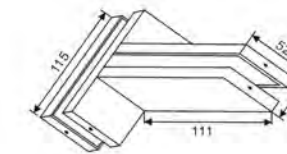
- The material special alloy and the gravity casting main body enhance the adhesion of the door clamp fitting.
- The high tension screw surpasses the Newton strength, which prevents the glass from being loose.
- Is suitable in thickness is the 10mm-12mm non-frame steel glass door.
- The superficial color is optional for the mirror surface, plaser polishing and titanium placergold, or can be customized at the customers' request.

- The material special alloy and the gravity casting main body enhance the adhesion of the door clamp fitting.
- The high tension screw surpasses the Newton strength, which prevents the glass from being loose.
- Is suitable in thickness is the 10mm-12mm non-frame steel glass door.
- The superficial color is optional for the mirror surface, plaser polishing and titanium placergold, or can be customized at the customers' request.

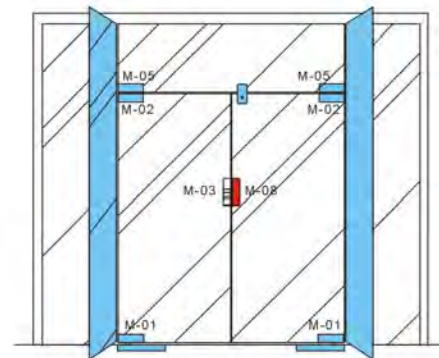
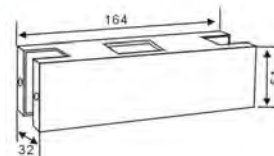
M-07



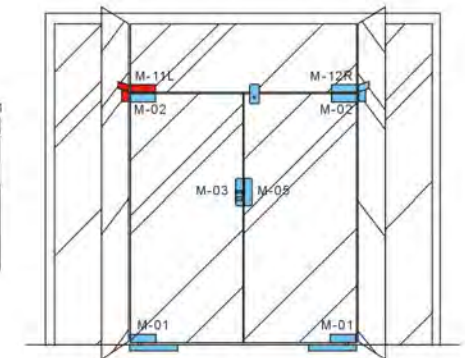
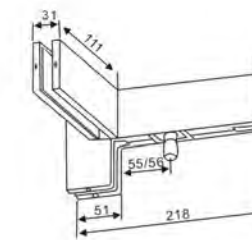
M-10



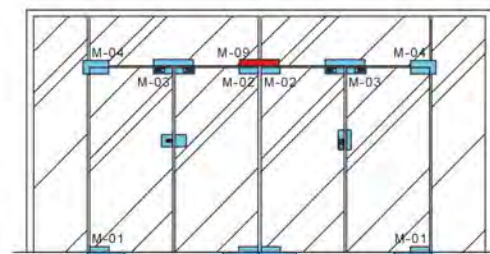
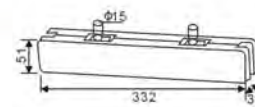
M-08



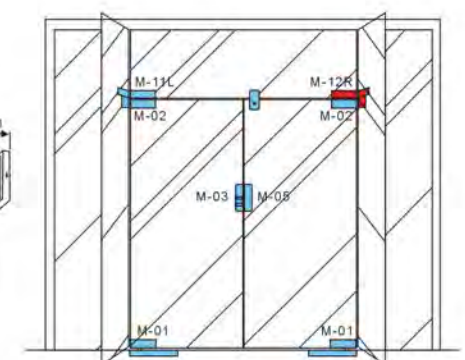
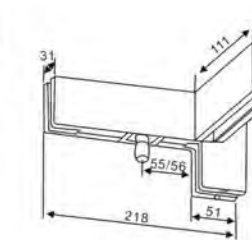
M-11L



M-09



M-12R

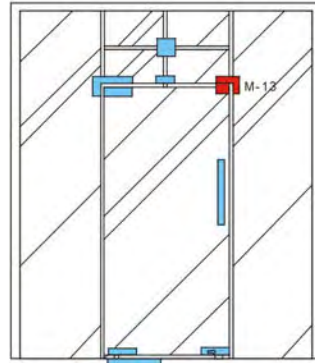
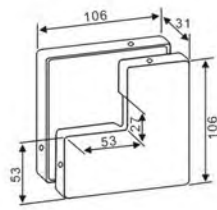


- The material special alloy and the gravity casting main body enhance the adhesion of the door clamp fitting.
- The high tension screw surpasses the Newton strength, which prevents the glass from being loose.
- Is suitable in thickness is the 10mm-12mm non-frame steel glass door.
- The superficial color is optional for the mirror surface, plaser polishing and titanium placergold, or can be customized at the customers' request.

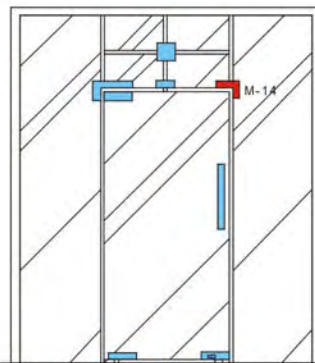
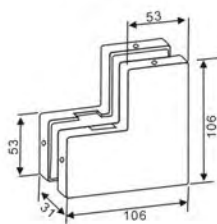
- The material special alloy and the gravity casting main body enhance the adhesion of the door clamp fitting.
- The high tension screw surpasses the Newton strength, which prevents the glass from being loose.
- Is suitable in thickness is the 10mm-12mm non-frame steel glass door.
- The superficial color is optional for the mirror surface, plaser polishing and titanium placergold, or can be customized at the customers' request.



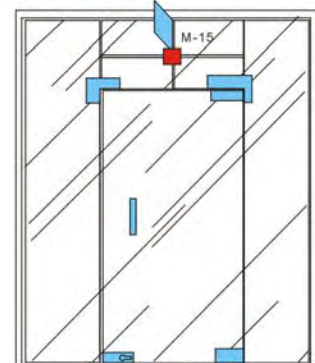
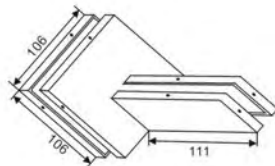
M-13



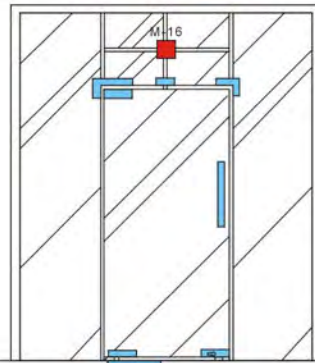
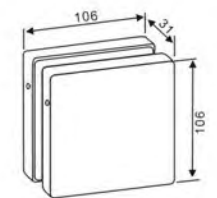
M-14



M-15

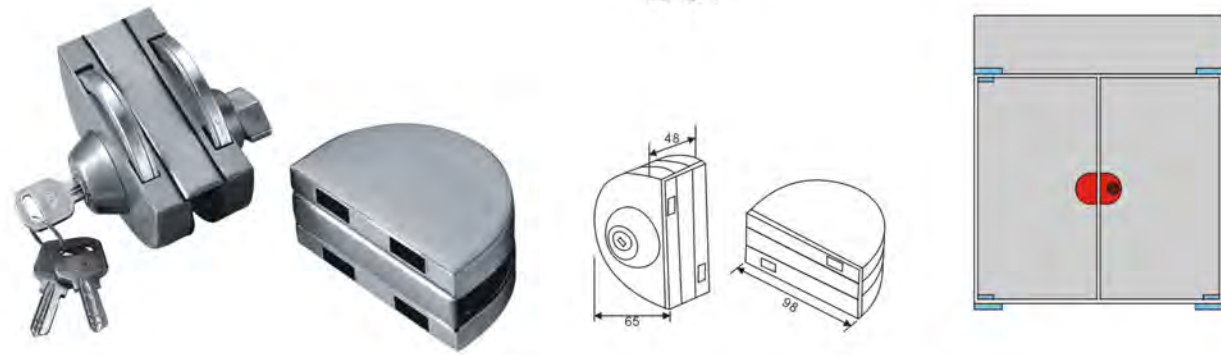


M-16

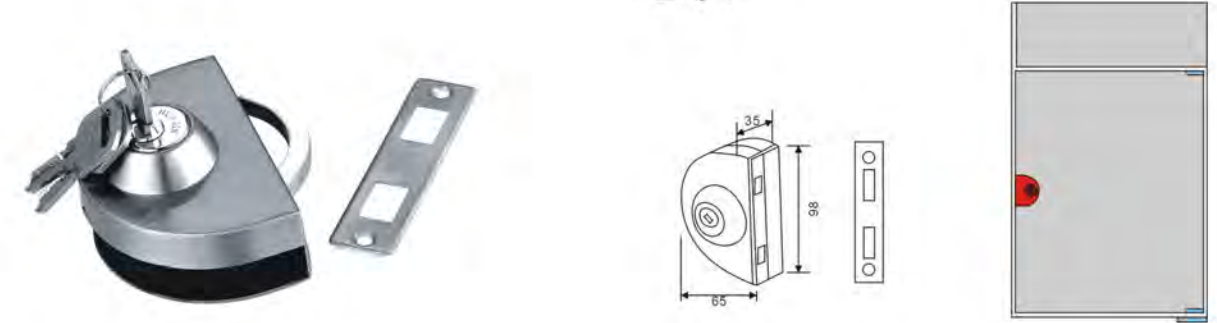


- The material special alloy and the gravity casting main body enhance the adhesion of the door clamp fitting.
- The high tension screw surpasses the Newton strength, which prevents the glass from being loose.
- Is suitable in thickness is the 10mm-12mm non-frame steel glass door.
- The superficial color is optional for the mirror surface, plaser polishing and titanium plaser gold, or can be customized at the customers' request.

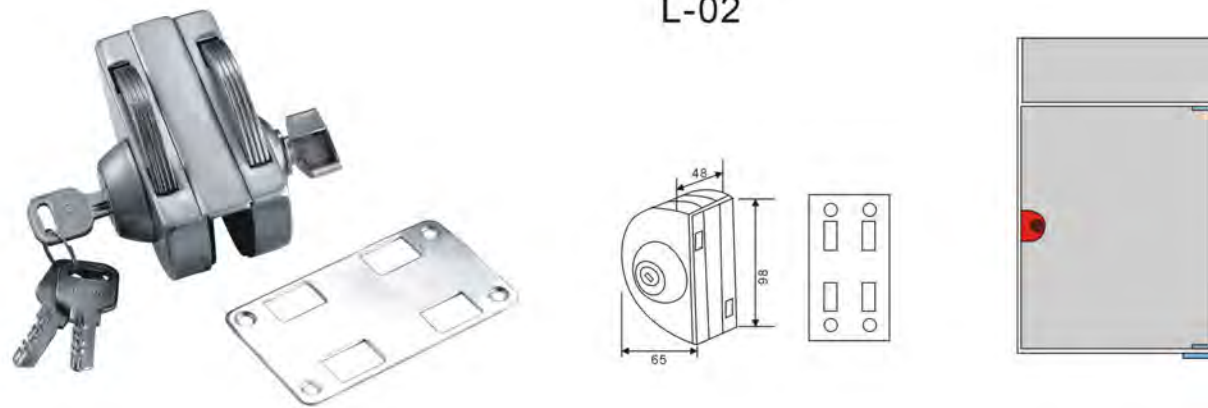
L-01



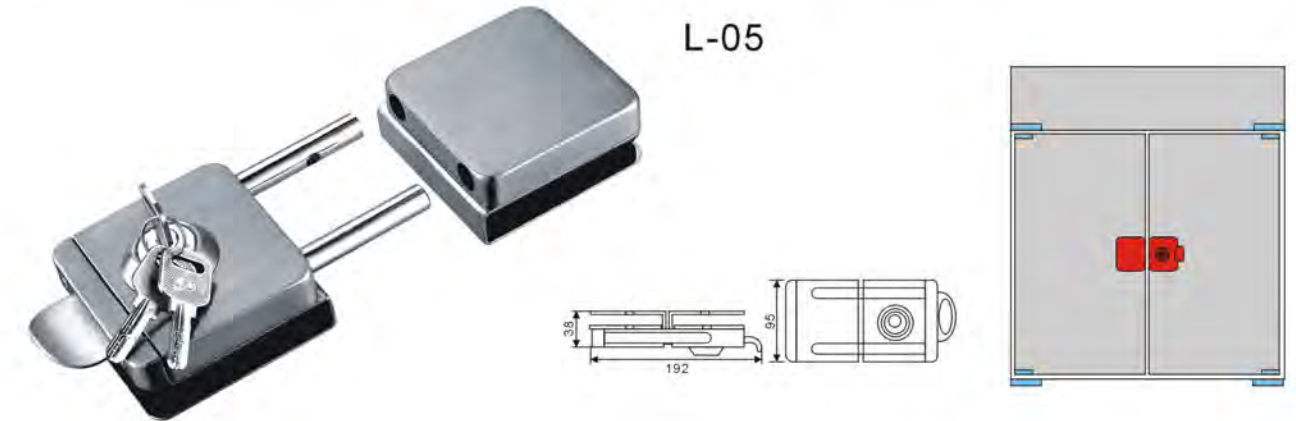
L-04



L-02



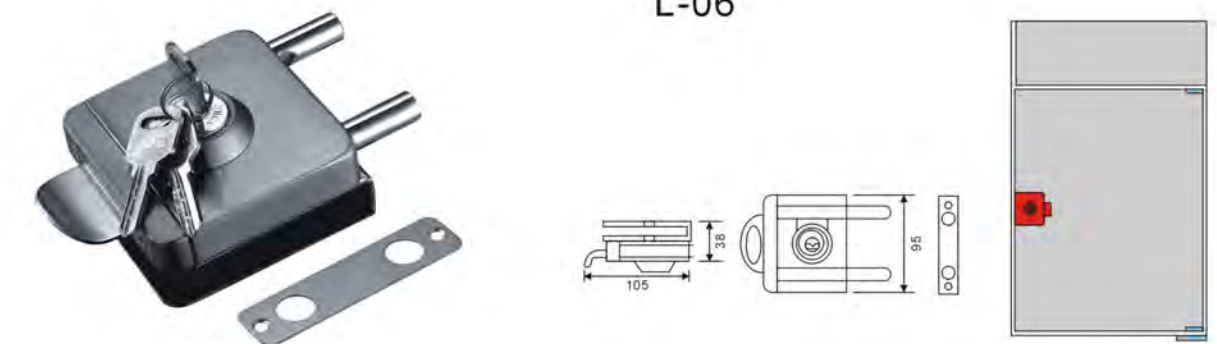
L-05



L-03



L-06

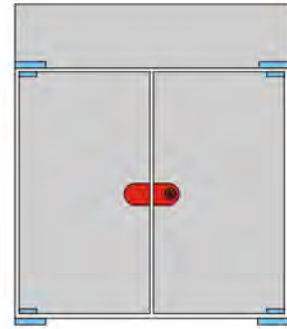
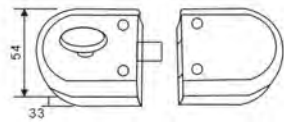


- Steel plate pressed material for beautiful and elegant look and high security performance. (When used in sliding door, it is necessary to make holes in glass)
- Suitable for tempered glass doors 10-12mm thick.
- Finishing: mirror, sanded, gold plated for customers to choose, or customized colors.


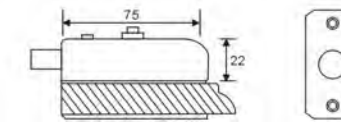
- Steel plate pressed material for beautiful and elegant look and high security performance. (When used in sliding door, it is necessary to make holes in glass)
- Suitable for tempered glass doors 10-12mm thick.
- Finishing: mirror, sanded, gold plated for customers to choose, or customized colors.



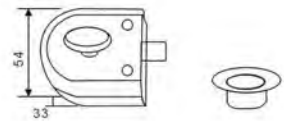
L-07



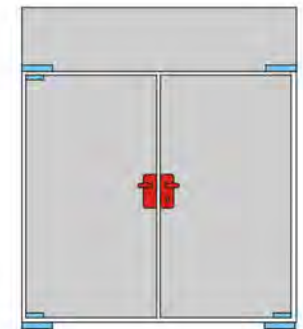
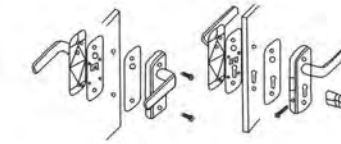
L-10



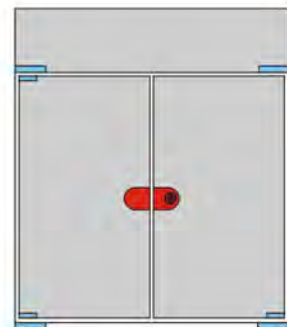
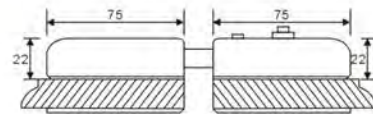
L-08



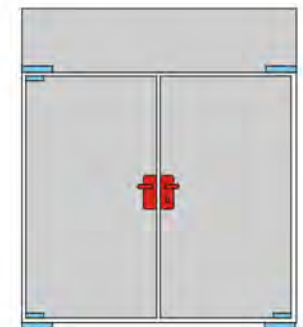
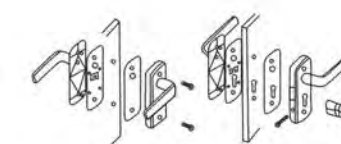
L-11



L-09



L-12



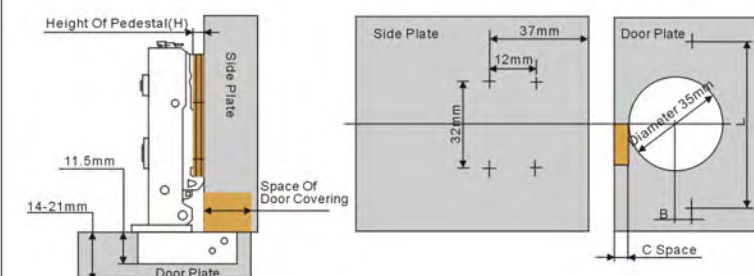
- Steel plate pressed material for beautiful and elegant look and high security performance. (When used in sliding door, it is necessary to make holes in glass)
- Suitable for tempered glass doors 10-12mm thick.
- Finishing: mirror, sanded, gold plated for customers to choose, or customized colors.

- Steel plate pressed material for beautiful and elegant look and high security performance. (When used in sliding door, it is necessary to make holes in glass)
- Suitable for tempered glass doors 10-12mm thick.
- Finishing: mirror, sanded, gold plated for customers to choose, or customized colors.

HH102 Clip-on Hydraulic Hinge



Concealed Hydraulic Hinge, Clip on
 Fitting with self-closing
 Main Material: 304 , 201Stainless steel, Cold-rolled Steel
 Finish: Electrolysis
 Opening angle:105°
 Dia. of hinge cup:35mm
 Depth of hinge cup:11.5mm
 Door thickness:14-21mm



Full Overlay

Half Overlay

Embed



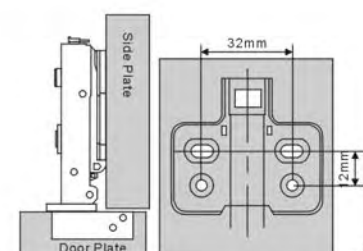
HH102-A



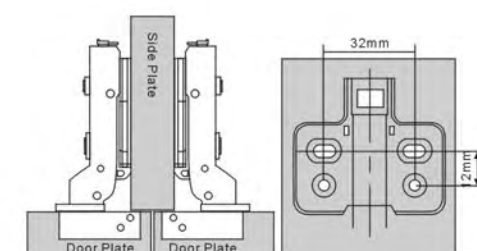
HH102-B



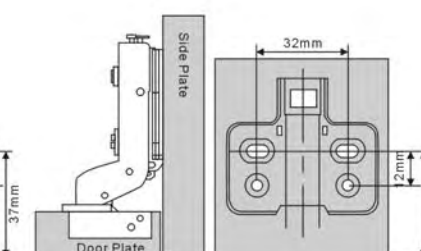
HH102-C



Space Of Door Covering	C Space	3	4	5	6	7
Height Of Pedestal(H)	H=0	16	17	18	19	20



Space Of Door Covering	C Space	3	4	5	6	7
Height Of Pedestal(H)	H=0	7	8	9	10	11



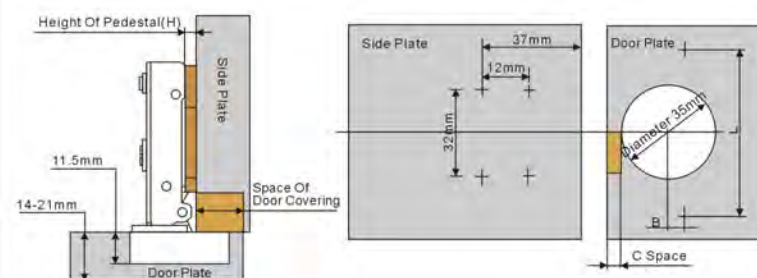
Space Of Door Covering	C Space	3	4	5	6	7
Height Of Pedestal(H)	H=0	-2.5	-1.5	-0.5	0.5	1.5

FURNITURE ACCESSORIES SERIES

HH103 Slide-on Hydraulic Hinge



Concealed Hydraulic Hinge, Slide on
Fitting with self-closing
Main Material: 304 , 201Stainless steel, Cold-rolled Steel
Finish: Electrolysis
Opening angle:95°
Dia. of hinge cup:35mm
Depth of hinge cup:11.5mm
Door thickness:14-21mm



Full Overlay

Half Overlay

Embed



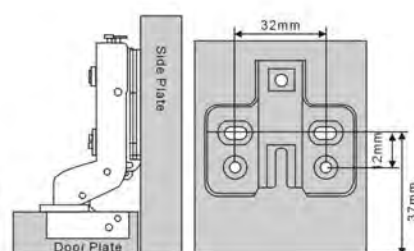
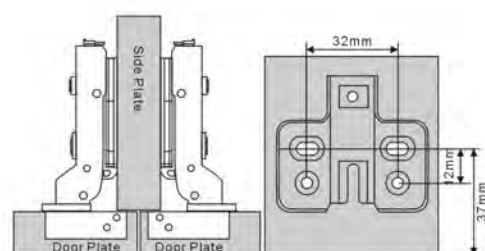
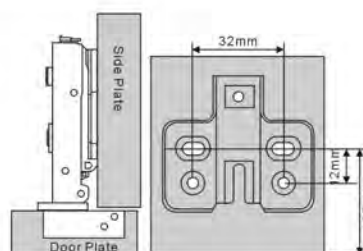
HH103-A



HH103-B



HH103-C



Space Of Door Covering	C Space	3	4	5	6	7
Height Of Pedestal(H)	H=0	16	17	18	19	20

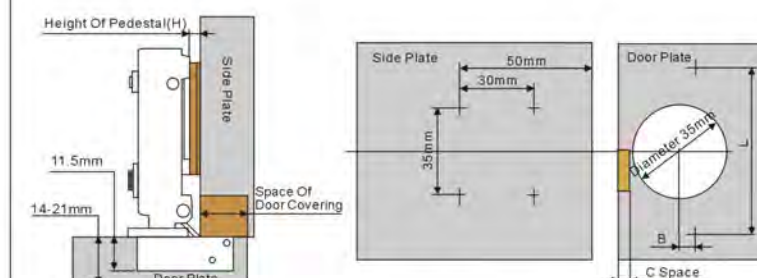
Space Of Door Covering	C Space	3	4	5	6	7
Height Of Pedestal(H)	H=0	7	8	9	10	11

Space Of Door Covering	C Space	3	4	5	6	7
Height Of Pedestal(H)	H=0	-2.5	-1.5	-0.5	0.5	1.5

HH001S Concealed Hydraulic Hinge



Concealed Hydraulic Hinge
Fitting with self-closing
Main Material: cold-rolled steel
Finish: Nickel plated
Opening angle:95°
Dia. of hinge cup:35mm
Depth of hinge cup:11.5mm
Door thickness:14-21mm



Full Overlay

Half Overlay

Embed



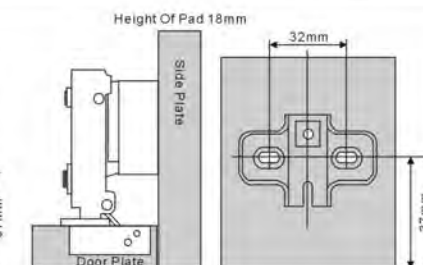
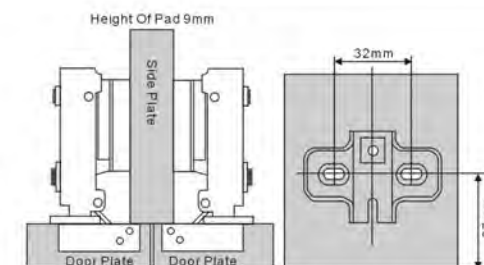
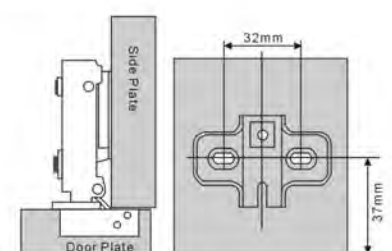
HH001S-A



HH001S-B



HH001S-C



Space Of Door Covering	C Space	3	4	5	6	7
Height Of Pedestal(H)	H=0	16	17	18	19	20
	H=3	13	14	15	16	17

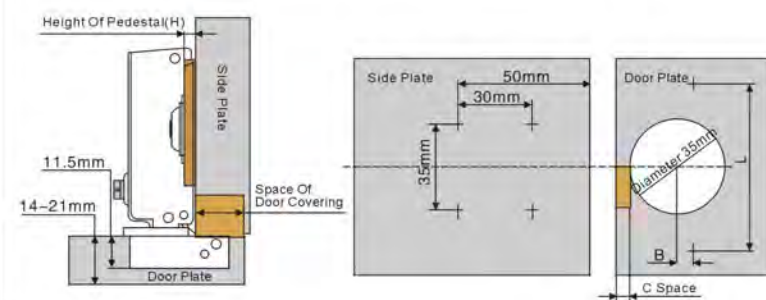
Space Of Door Covering	C Space	3	4	5	6	7
Height Of Pedestal(H)	H=0	7	8	9	10	11
	H=3	4	5	6	7	8

Space Of Door Covering	C Space	3	4	5	6	7
Height Of Pedestal(H)	H=0	-2.5	-1.5	-0.5	0.5	1.5

HH001M Concealed Hydraulic Hinge



Concealed Hydraulic Hinge
Fitting with self-closing
Main Material: cold-rolled steel
Finish: Nickel plated
Opening angle: 95°
Dia. of hinge cup: 35mm
Depth of hinge cup: 11.5mm
Door thickness: 14-21mm



Full Overlay

Half Overlay

Embed



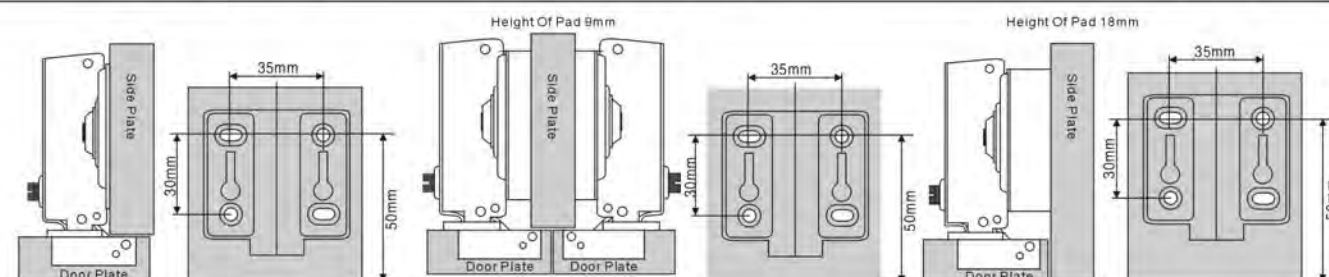
HH001M-A



HH001M-B



HH001M-C



Space Of Door Covering / Height Of Pedestal(H)	C Space	3	4	5	6	7
H=0		16	17	18	19	20
H=3		13	14	15	16	17

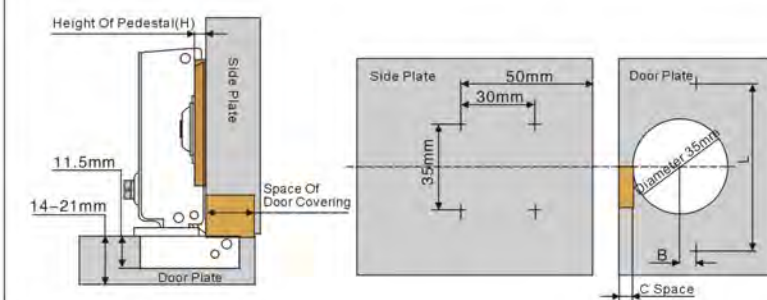
Space Of Door Covering / Height Of Pedestal(H)	C Space	3	4	5	6	7
H=0		7	8	9	10	11
H=3		4	5	6	7	8

Space Of Door Covering / Height Of Pedestal(H)	C Space	3	4	5	6	7
H=0		-2.5	-1.5	-0.5	0.5	1.5

HH001B Concealed Hydraulic Hinge



Concealed Hydraulic Hinge
Fitting with self-closing
Main Material: cold-rolled steel
Finish: Nickel plated
Opening angle: 95°
Dia. of hinge cup: 35mm
Depth of hinge cup: 11.5mm
Door thickness: 14-21mm



Full Overlay

Half Overlay

Embed



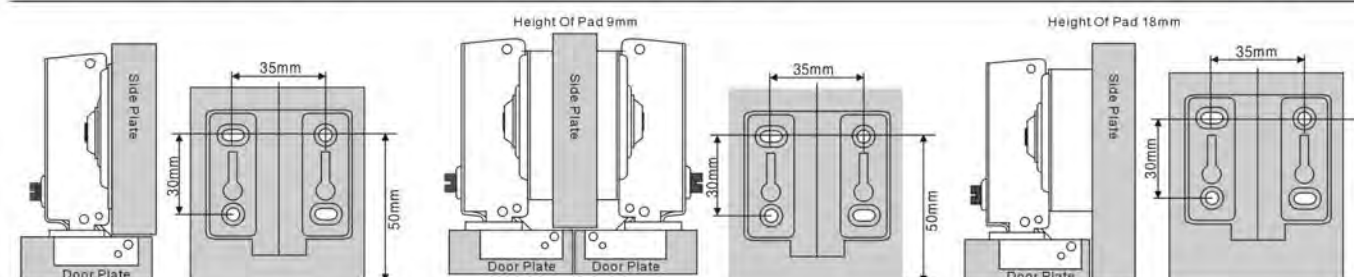
HH001B-A



HH001B-B



HH001B-C



Space Of Door Covering / Height Of Pedestal(H)	C Space	3	4	5	6	7
H=0		16	17	18	19	20
H=3		13	14	15	16	17

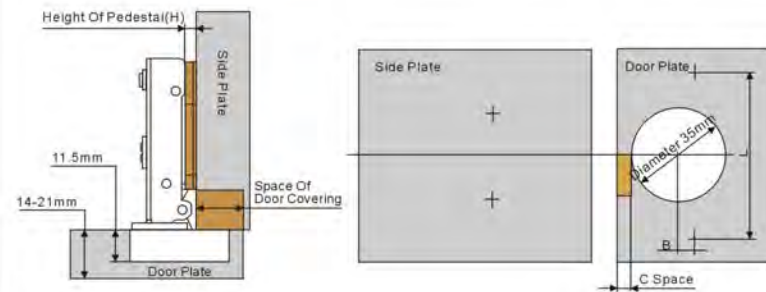
Space Of Door Covering / Height Of Pedestal(H)	C Space	3	4	5	6	7
H=0		7	8	9	10	11
H=3		4	5	6	7	8

Space Of Door Covering / Height Of Pedestal(H)	C Space	3	4	5	6	7
H=0		-2.5	-1.5	-0.5	0.5	1.5

CH101 Slide-on Hinge(One Way)



Slide-on hinge
Main Material: cold-rolled steel
Finish: Nickel plated
Opening angle: 105°
Dia. of hinge cup: 35mm
Depth of hinge cup: 11.3mm
Door thickness: 14-22mm



Full Overlay

Half Overlay

Embed



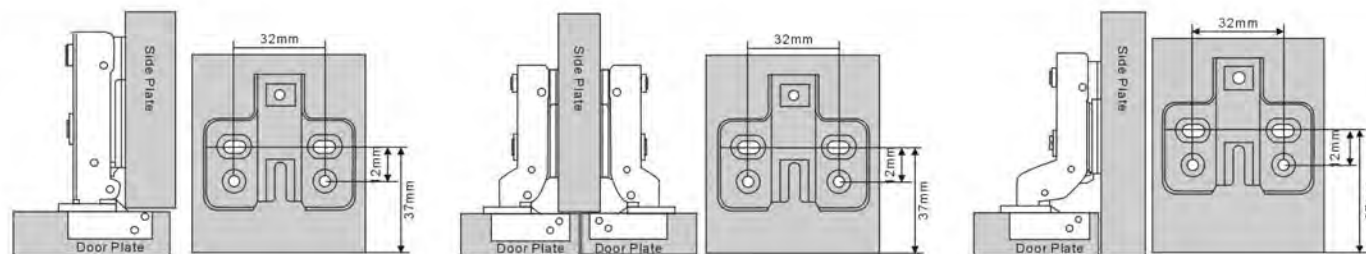
CH101-A



CH101-B



CH101-C



Space Of Door Covering	C Space				
	3	4	5	6	7
Height Of Pedestal(H)					
H=0	16	17	18	19	20
H=3	14	15	16	17	18

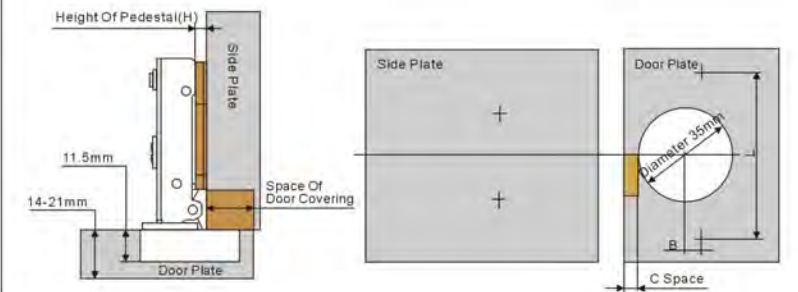
Space Of Door Covering	C Space				
	3	4	5	6	7
Height Of Pedestal(H)					
H=0	7	8	9	10	11
H=3	5	6	7	8	9

Space Of Door Covering	C Space				
	3	4	5	6	7
Height Of Pedestal(H)					
H=0	-2.5	-1.5	-0.5	0.5	1.5

CH102 Slide-on Hinge(Two Way)



Slide-on hinge
Main Material: cold-rolled steel
Finish: Nickel plated
Opening angle: 105°
Dia. of hinge cup: 35mm
Depth of hinge cup: 11.3mm
Door thickness: 14-22mm



Full Overlay

Half Overlay

Embed



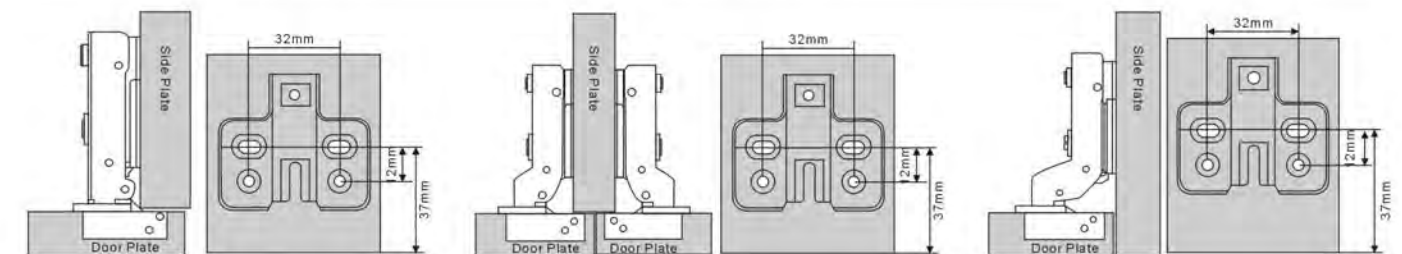
CH102-A



CH102-B



CH102-C



Space Of Door Covering	C Space			
	4	5	6	7
Height Of Pedestal(H)				
H=0	16	17	18	20
H=3	14	15	16	17

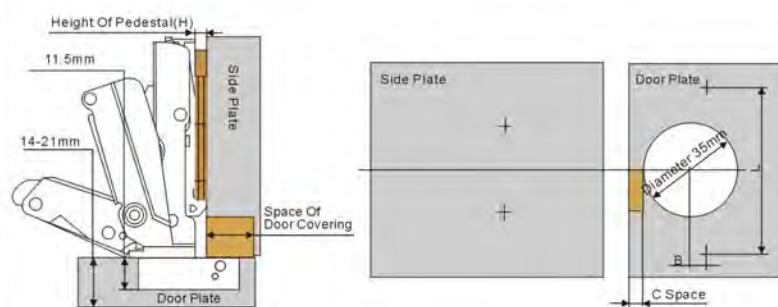
Space Of Door Covering	C Space				
	3	4	5	6	7
Height Of Pedestal(H)					
H=0	7	8	9	10	11
H=3	5	6	7	8	9

Space Of Door Covering	C Space				
	3	4	5	6	7
Height Of Pedestal(H)					
H=0	-2.5	-1.5	-0.5	0.5	1.5

HH165 Clip-on Hydraulic Hinge



Concealed Hydraulic Hinge, Clip on
 Quicky fitting with self-closing
 Main Material: cold-rolled steel
 Finish: Nickel plated
 Opening angle: 165°
 Dia. of hinge cup: 35mm
 Depth of hinge cup: 11.5mm
 Door thickness: 14-21mm



Full Overlay

Half Overlay

Embed



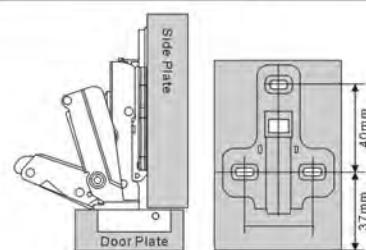
HH165-A



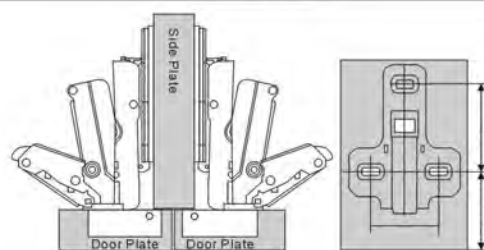
HH165-B



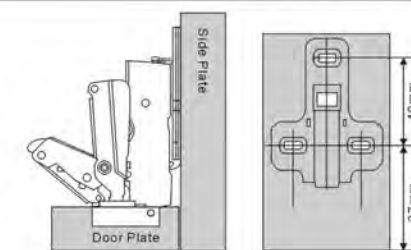
HH165-C



Space Of Door Covering / C.Space / Height Of Pedestal(H)	3	4	5	6	7
H=0	16	17	18	19	20
H=3	13	14	15	16	17
H=5	10	11	12	13	14



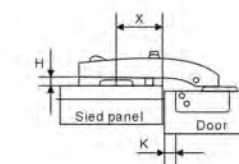
Space Of Door Covering / C.Space / Height Of Pedestal(H)	3	4	5	6	7
H=0	7	8	9	10	11
H=3	4	5	6	7	8
H=5	1	2	3	4	5



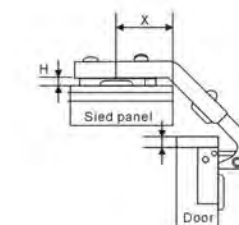
Space Of Door Covering / C.Space / Height Of Pedestal(H)	3	4	5	6	7
H=0	-2.5	-1.5	-0.5	0.5	1.5



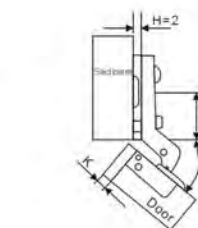
CH103 90°
 Spelcial Conceal Hinge
 Material: Steel
 Finishes: NP



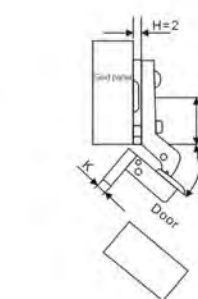
CH103 135°
 Spelcial Conceal Hinge
 Material: Steel
 Finishes: NP



CH103 45°
 Spelcial Conceal Hinge
 Material: Steel
 Finishes: NP



CH103 30°
 Spelcial Conceal Hinge
 Material: Steel
 Finishes: NP



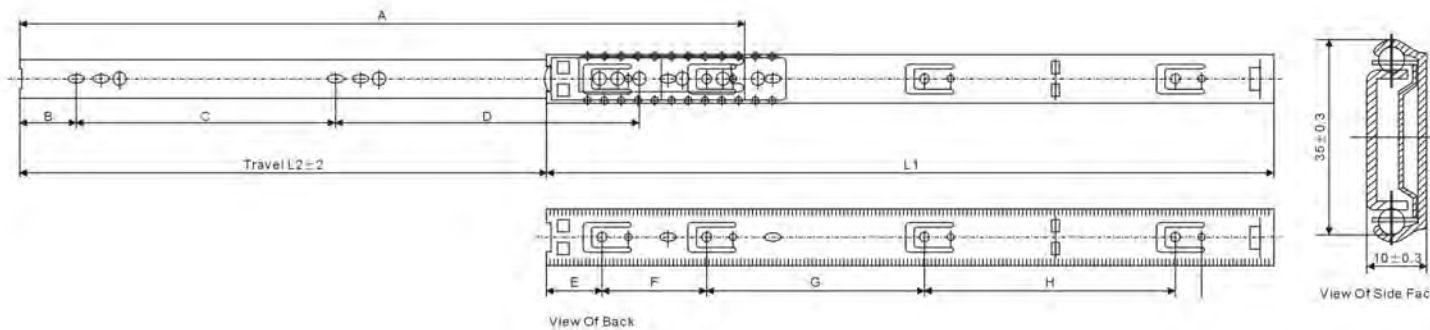
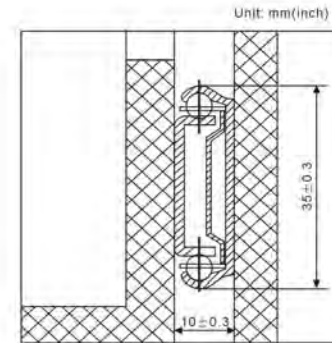
DS101



Ball Bearing Slide Series

Size:250-600mm
Weight capacity:30 kgs
Material: work harden cold rolled steel, eletrophoresis(black)
Finishe:electro-zinc with clear,blue, eletrophoresis(black)

- FEATURES:**
Smooth
Single extension two profiles
Side mounted
Adjustable side space tabs



3501 Ball Bearing Slide Dimension Table

Size	L(mm)	Travel L2 (±2mm)	A(mm)	B(mm)	C(mm)	D(mm)	E(mm)	F(mm)	G(mm)	H(mm)
12"	300	210	298	35	110		35	64	155	
14"	350	260	348	35	92.5		35	64	190	
16"	400	300	398	35	127.5		35	64	240	
18"	450	325	448	35	176	190	35	64	140	150
20"	500	350	498	35	208	210	35	64	160	180
22"	550	375	548	35	225	230	35	64	130	260
24"	600	450	598	35	250	255	35	64	160	290
26"	650	475	648	35	275	280	35	64	160	320

DS102

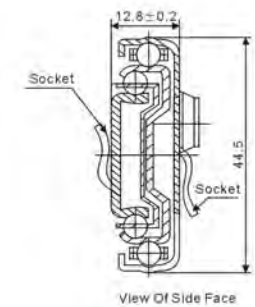
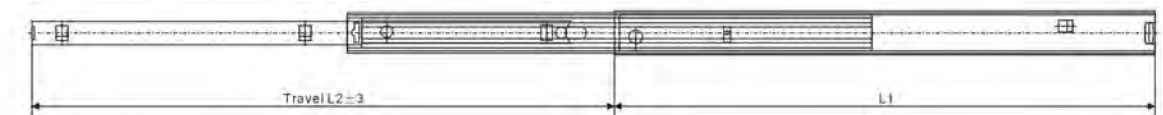


Ball Bearing Slide With Hook For Metal Drawer

Size:250-600mm
Weight capacity:45 kgs
Material:work harden cold rolled steel, eletrophoresis(black)
Finishe: electro-zinc with clear,blue, eletrophoresis(black)

- FEATURES:**
Smooth
Full extension
Side mounted with hook for metal drawer
Adjustable side space tabs

1. Product name:full extension standard ball bearing slide with hook
2. Product model:4503
3. Spec:12-24"
4. Finish:zinc plated.black
5. Loading capacity:45 kgs
6. Packing:10 set/carton with POLY bag each set,not including screws.



4503 Ball Bearing Slide With Hook For Metal Drawer Dimension Table

Size	L(mm)	Travel L2 (±2mm)
10"	250	255
12"	300	310
14"	350	360
16"	400	410
18"	450	460
20"	500	510
22"	550	560
24"	600	610

DS103



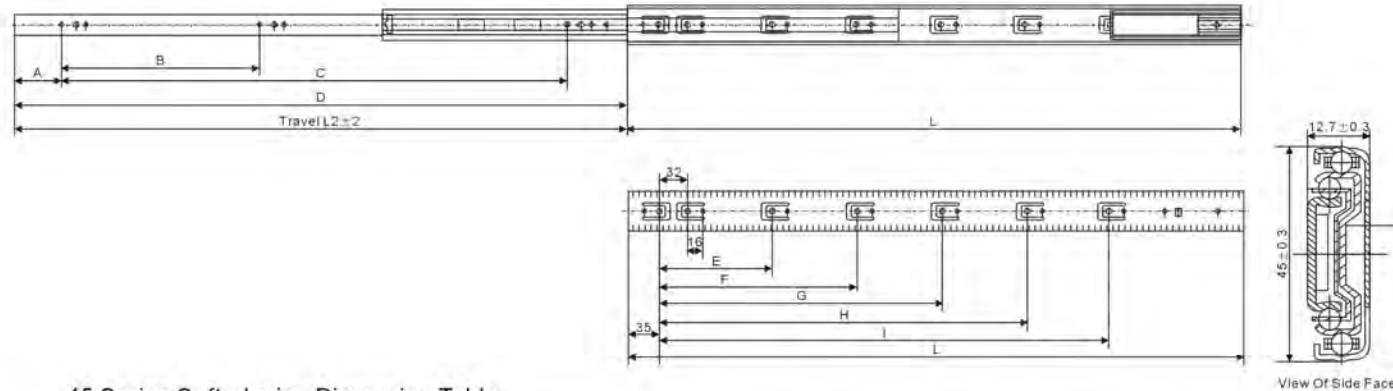
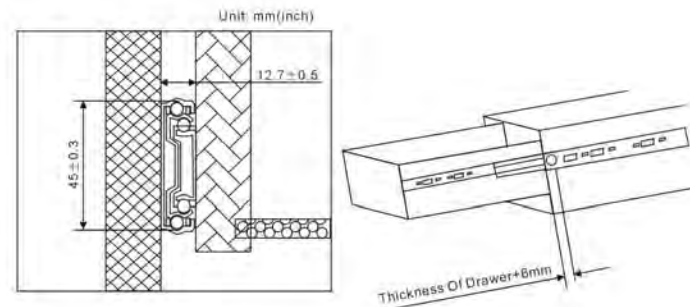
DS104



Soft-closing Ball Bearing Slide Series

Size:300-600mm
Weight capacity:30 kgs
Material: work harden cold rolled steel
Finishe:electro-zinc with clear,blue,electrophoresis(black)

- FEATURES:**
Soft-closing
Full extension
Side mounted
Adjustable side space tabs
- 1.Product name:45mm series full extension soft-closing ball bearing slide
 - 2.Product model:4502-S
 - 3.Spec:12-24"
 - 4.Finish:zinc plated.electrophoresis black
 - 5.Loading capacity:30 kgs
 - 6.Packing:10 set/carton with POLY bag each set,not including screws.



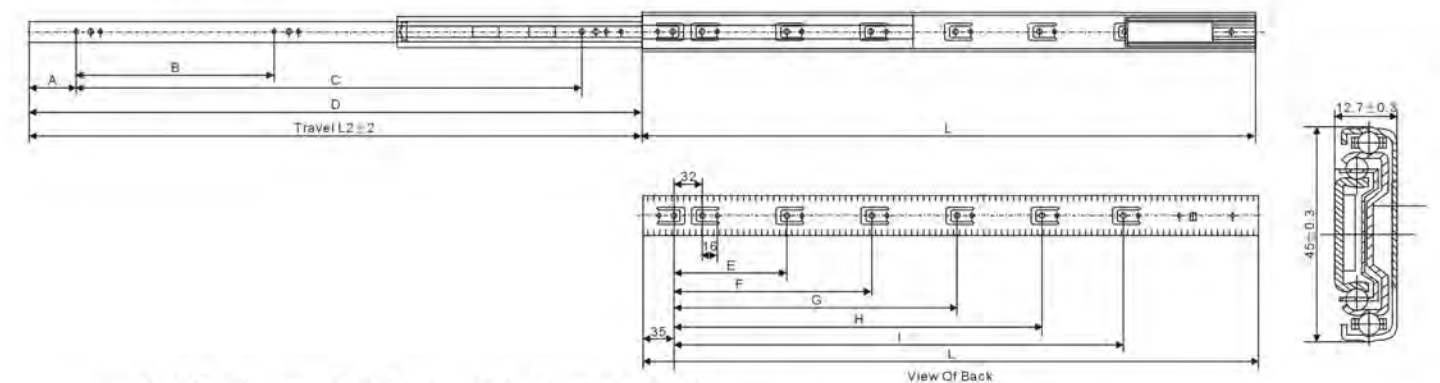
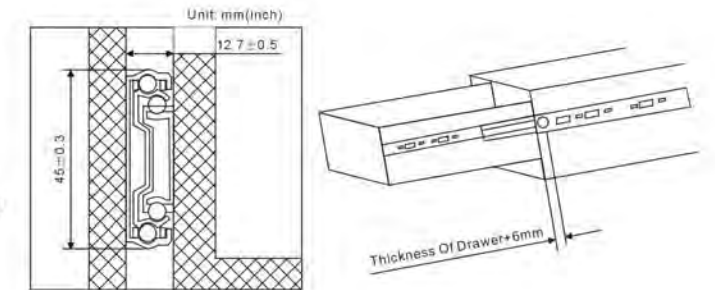
45 Series Soft-closing Dimension Table

Size	L(mm)	Travel L2 (±2mm)	A(mm)	B(mm)	C(mm)	D(mm)	E(mm)	F(mm)	G(mm)	H(mm)	I(mm)
12"	300	300	36	112	224	298	128				
14"	350	350	55	64	224	348	128	224			
16"	400	400	55	128	288	398	128	224			
18"	450	450	55	128	288	448	128	224	288		
20"	500	500	55	128	352	498	128	224	288	352	
22"	550	550	55	128	416	548	128	224	288	352	
24"	600	600	55	192	448	598	128	224	288	352	
26"	650	650	55	192	512	648	128	224	320	416	512
28"	700	700	55	224	576	698	128	224	320	416	512

104 Push Open Ball Bearing Slide Series

Size:300-600mm
Weight capacity:30 kgs
Material: work harden cold rolled steel
Finishe:electro-zinc with clear,blue,electrophoresis(black)

- FEATURES:**
Push open function,easy to close
Full extension
Side mounted
Adjustable side space tabs
- 1.Product name:45mm series full extension push open ball bearing slide
 - 2.Product model:4506
 - 3.Spec:12-24"
 - 4.Finish:zinc plated.electrophoresis black
 - 5.Loading capacity:30 kgs
 - 6.Packing:10 set/carton with POLY bag each set,not including screws.



4506 Push Open Ball Bearing Slide Dimension Table

Size	L(mm)	Travel L2 (±2mm)	A(mm)	B(mm)	C(mm)	D(mm)	E(mm)	F(mm)	G(mm)	H(mm)	I(mm)
12"	300	290	36	112	224	298	128				
14"	350	340	55	64	224	348	128	224			
16"	400	390	55	128	288	398	128	224			
18"	450	440	55	128	288	448	128	224	288		
20"	500	490	55	128	352	498	128	224	288	352	
22"	550	540	55	128	416	548	128	224	288	352	
24"	600	590	55	192	448	598	128	224	288	352	
26"	650	640	55	192	512	648	128	224	320	416	512
28"	700	690	55	224	576	698	128	224	320	416	512

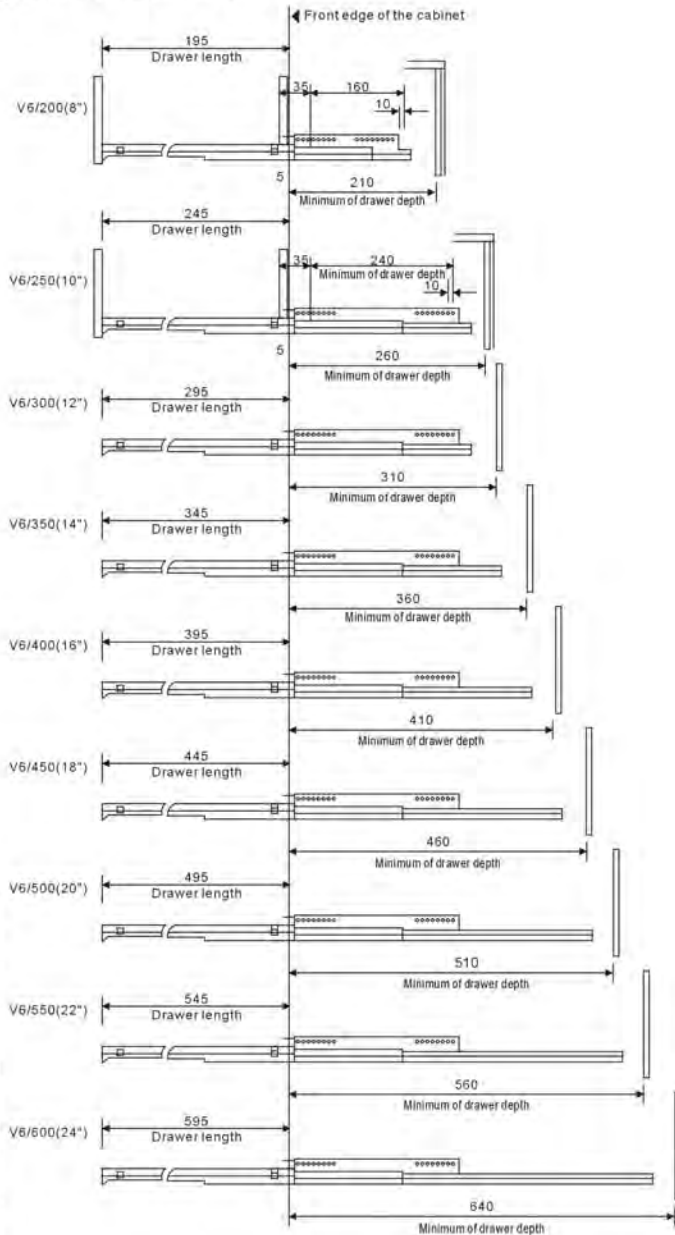
DS105



105 Undermout Selt-closing Ball Bearing Slide Series

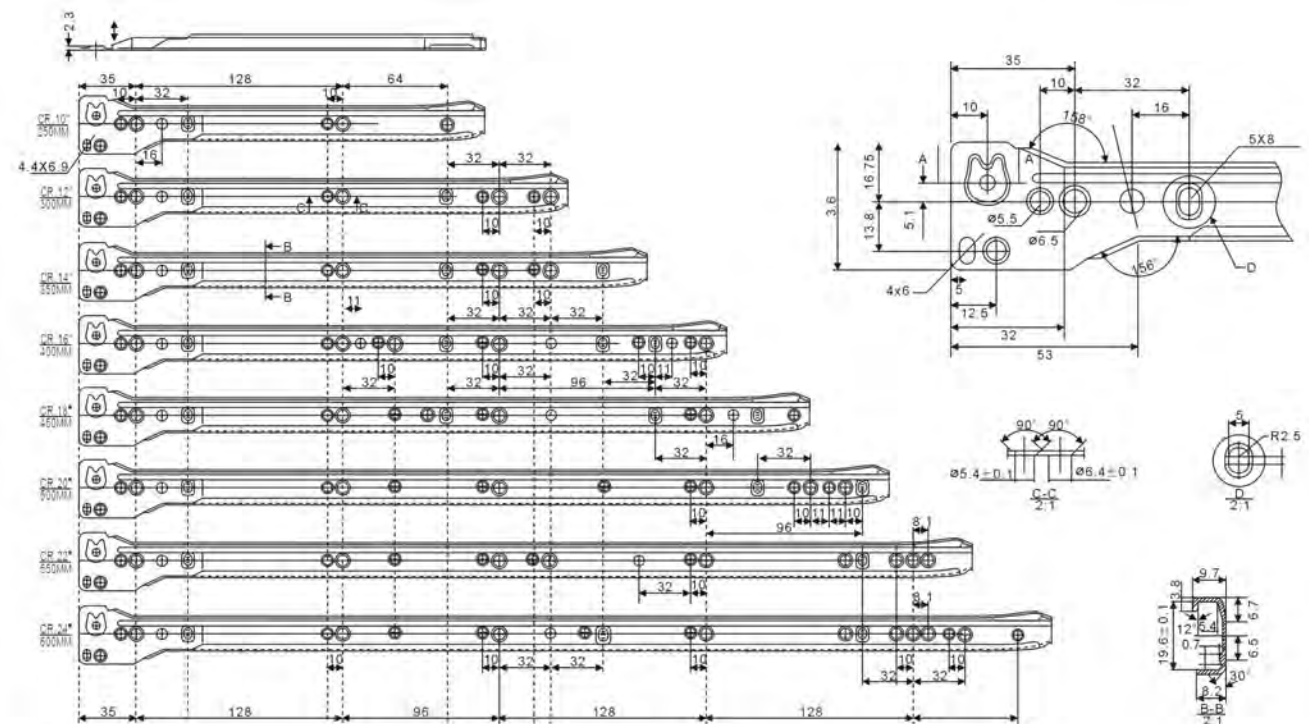
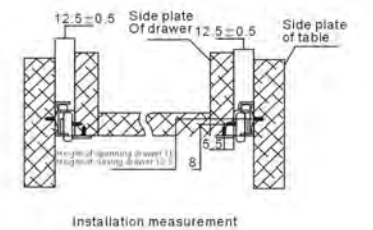
Size:300-600mm
Material: work harden cold rolled steel,galvanized sheet, stainless steel
Loading capacity:30kgs

- FEATURES:**
Selft-closing
Full extension
Steel ball
Undermounted
Designed for wooden side drawers and comibinated cabinets



DS106-FGV
Thickness:as required
Size:10"-24"
Capacity:25kg
Color:as required
Packaging:as required
Wheel:as required

Specification	10"	12"	14"	16"	18"	20"	22"	24"
Drawer Length(L)	250mm	300mm	350mm	400mm	450mm	500mm	550mm	600mm
Length Of Draw-Out Drawer(A)	162mm	212mm	262mm	302mm	352mm	402mm	430mm	480mm

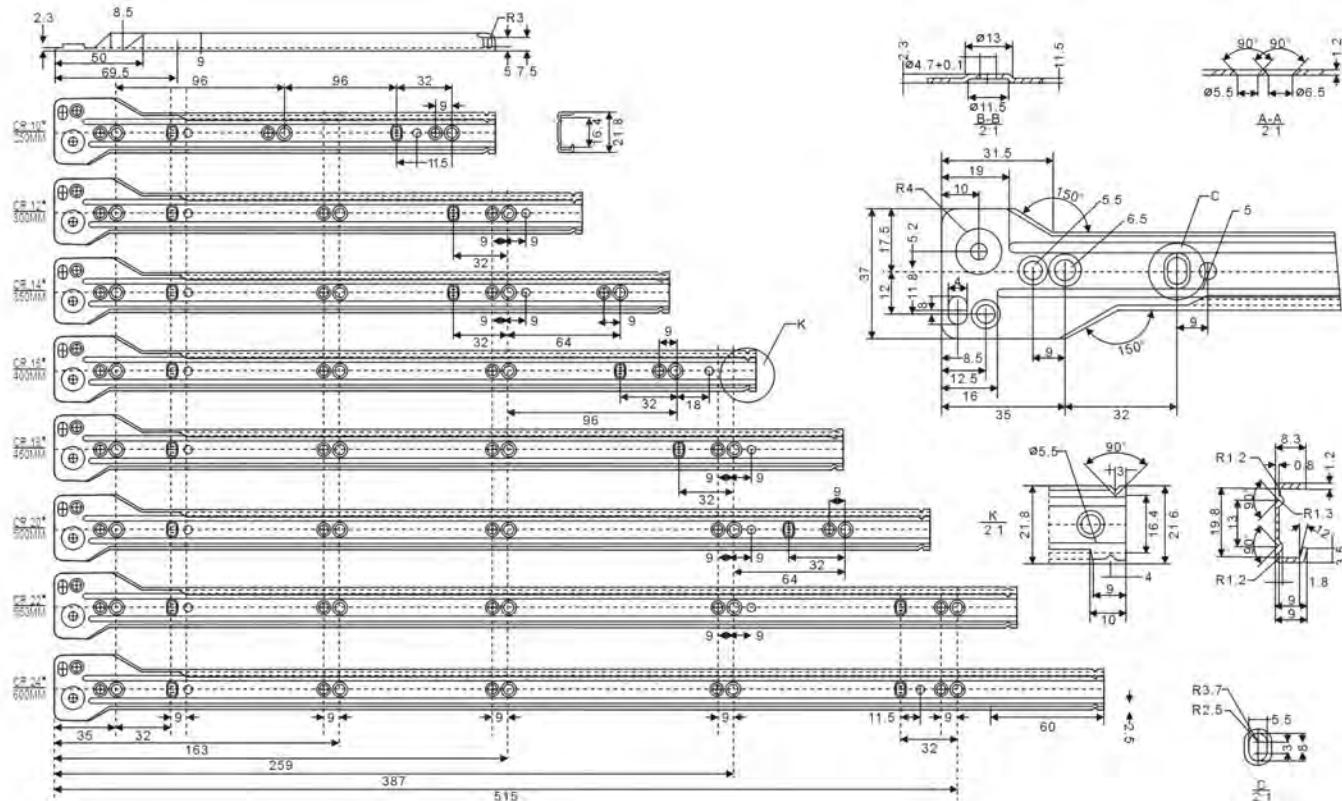
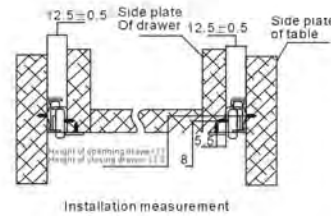




DS107

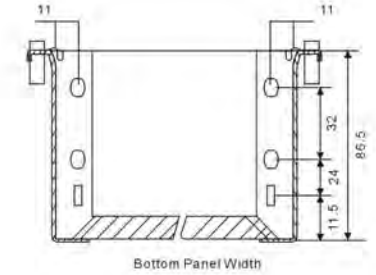
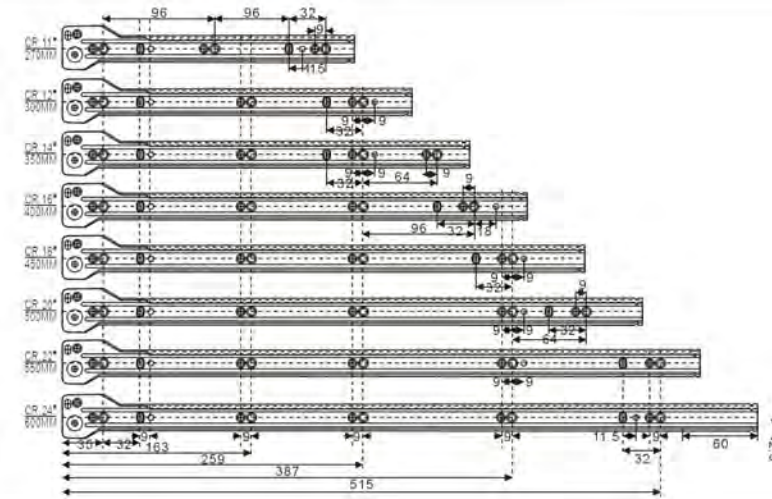
Thickness: as required
Size: 10"-24"
Capacity: 25kg
Color: as required
Packaging: as required
Wheel: as required

Specification	10"	12"	14"	16"	18"	20"	22"	24"
Drawer Length(L)	250mm	300mm	350mm	400mm	450mm	500mm	550mm	600mm
Length Of Draw-Out Drawer(A)	165mm	215mm	265mm	315mm	355mm	398mm	441mm	481mm



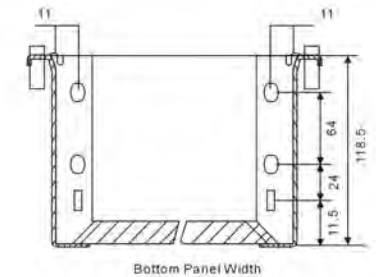
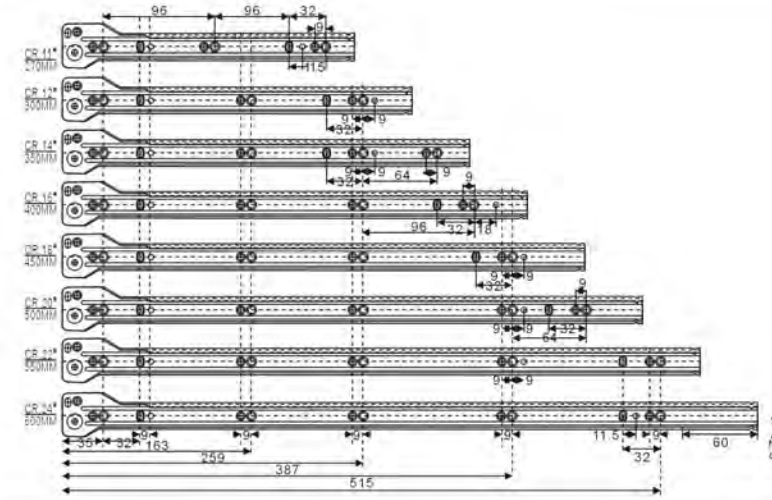
DS-108

Drawer Slide
Material: Steel
Size: 86mm, 118mm, 150mm
Finish: PD



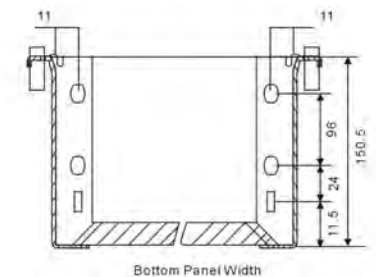
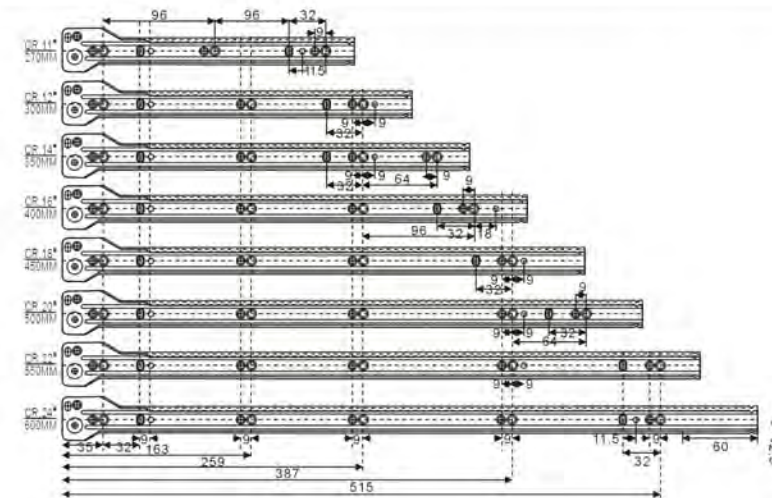
HPMB86

Panel height: 86mm
Size: 11"-22"
Thickness: as required
Capacity: 25kg
Color: as required



HPMB118

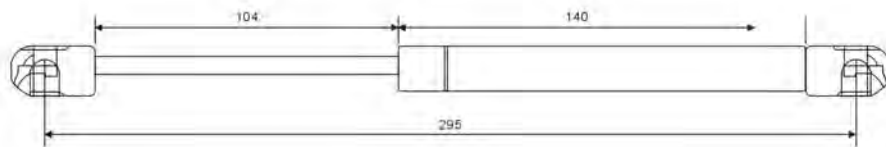
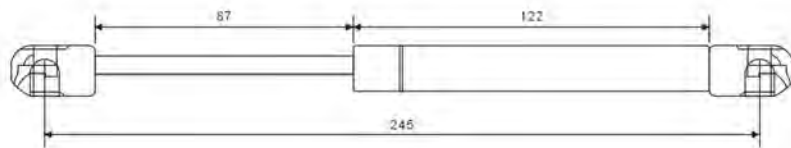
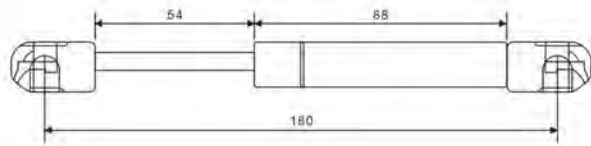
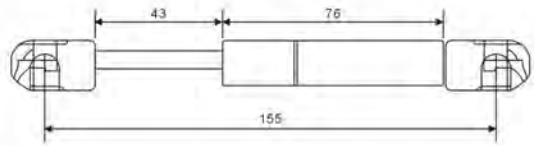
Panel height: 118mm
Size: 11"-22"
Thickness: as required
Capacity: 25kg
Color: as required



HPMB150

Panel height: 150mm
Size: 11"-22"
Thickness: as required
Capacity: 25kg
Color: as required

Tube Diameter: 15x1.00mm
Pole Diameter: ϕ 6mm



Specific parameters

Product	Tube Length Space/mm	Space/mm	C-C/mm
6"	77	43	155
8"	88	54	180
10"	122	87	245
12"	140	104	295



CS-101
Cabinet Stay
Material: Steel
Finishes: Black, Silver



CS-102
Cabinet Stay
Material: Steel
Finishes: Black, Silver



CS-103
Cabinet Stay
Material: Steel
Finishes: Black, Silver



CS-104
Cabinet Stay
Material: Steel
Finishes: Black, Silver



CS-105
Cabinet Stay
Material: Steel
Finishes: Black, Silver



CS-106
Cabinet Stay
Material: Steel
Finishes: Black, Silver



CS-107
Cabinet Stay
Material: Steel
Finishes: Black, Silver



CS-108
Cabinet Stay
Material: Steel
Finishes: Black, Silver



CS-109
Cabinet Stay
Material: Steel
Finishes: Black, Silver



FH-501
Furniture Handle
Material:ABS
Size:128mm
Finish:CP, BP, Silver, PD



FH-502
Furniture Handle
Material:ABS
Size:128mm
Finish:CP, BP, Silver, PD



FH-503
Furniture Handle
Material:ABS
Size:96mm, 128mm
Finish:CP, BP, Silver, PD



FH-504
Furniture Handle
Material:ABS
Size:96mm, 128mm
Finish:CP, BP, Silver, PD



FH-505
Furniture Handle
Material:ABS
Size:96mm, 128mm
Finish:CP, BP, Silver, PD



FH-506
Furniture Handle
Material:ABS
Size:96mm
Finish:CP, BP, Silver, PD



FH-507
Furniture Handle
Material:ABS
Size:96mm
Finish:CP, BP, Silver, PD



FH-508
Furniture Handle
Material:ABS
Size:64mm, 96mm, 128mm
Finish:CP, BP, Silver, PD



FH-509
Furniture Handle
Material:ABS
Size:96mm
Finish:CP, BP, Silver, PD



FH-510
Furniture Handle
Material:ABS
Size:96mm
Finish:CP, BP, Silver, PD



FH-511
Furniture Handle
Material:ABS
Size:64mm
Finish:CP, BP, Silver, PD



FH-512
Furniture Handle
Material:ABS
Size:96mm
Finish:CP, BP, Silver, PD



FH-513
Furniture Handle
Material:ABS
Size:128mm
Finish:CP, BP, Silver, PD



FH-301
Furniture Handle
Material: Zinc alloy
Size: 64mm, 96mm, 128mm
Finish: BNP, CP, SCP, SNP, BP, AB, AC



FH-307
Furniture Handle
Material: Zinc alloy
Size: 64mm, 96mm, 128mm
Finish: BNP, CP, SCP, SNP, BP, AB, AC



FH-302
Furniture Handle
Material: Zinc alloy
Size: 64mm, 96mm, 128mm
Finish: BNP, CP, SCP, SNP, BP, AB, AC



FH-308
Furniture Handle
Material: Zinc alloy
Size: 64mm, 96mm, 128mm
Finish: BNP, CP, SCP, SNP, BP, AB, AC



FH-303
Furniture Handle
Material: Zinc alloy
Size: 64mm, 96mm, 128mm
Finish: BNP, CP, SCP, SNP, BP, AB, AC



FH-309
Furniture Handle
Material: Zinc alloy
Size: 64mm, 96mm, 128mm
Finish: BNP, CP, SCP, SNP, BP, AB, AC



FH-304
Furniture Handle
Material: Zinc alloy
Size: 64mm, 96mm, 128mm
Finish: BNP, CP, SCP, SNP, BP, AB, AC



FH-310
Furniture Handle
Material: Zinc alloy
Size: 64mm, 96mm, 128mm
Finish: BNP, CP, SCP, SNP, BP, AB, AC



FH-305
Furniture Handle
Material: Zinc alloy
Size: 64mm, 96mm, 128mm
Finish: BNP, CP, SCP, SNP, BP, AB, AC



FH-311
Furniture Handle
Material: Zinc alloy
Size: 64mm, 96mm, 128mm
Finish: BNP, CP, SCP, SNP, BP, AB, AC



FH-306
Furniture Handle
Material: Zinc alloy
Size: 64mm, 96mm, 128mm
Finish: BNP, CP, SCP, SNP, BP, AB, AC



FH-312
Furniture Handle
Material: Zinc alloy
Size: 128mm
Finish: BNP, CP, SCP, SNP, BP, AB, AC



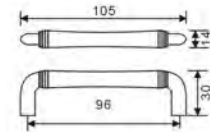
FH313 FH314

FH313-FH314

Furniture Handle

Material: Zinc alloy

	Describe(mm)			
	FH313		FH314	
⌀ C	96	128	160	
L	30	105	137	169
H	25	30	30	30
D	30	14	14	14



FH314



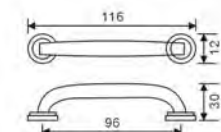
FH319 FH320

FH319-FH320

Furniture Handle

Material: Zinc alloy

	Describe(mm)			
	FH319		FH320	
⌀ C	96	128	160	
L	30	116	148	180
H	28	30	30	30
D	30	12	12	12



FH320



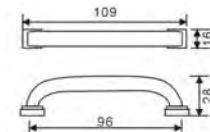
FH315 FH316

FH315-FH316

Furniture Handle

Material: Zinc alloy

	Describe(mm)			
	FH315		FH316	
⌀ C	96	128	160	
L	31	109	141	173
H	25	28	28	28
D	31	16	16	16



FH316



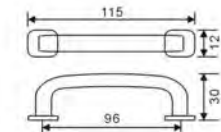
FH321 FH322

FH321-FH322

Furniture Handle

Material: Zinc alloy

	Describe(mm)			
	FH321		FH322	
⌀ C	96	128	160	
L	34	115	147	179
H	27	30	30	30
D	34	12	12	12



FH322



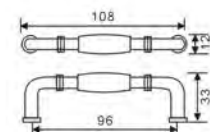
FH317 FH318

FH317-FH318

Furniture Handle

Material: Zinc alloy

	Describe(mm)			
	FH317		FH318	
⌀ C	96	128	160	
L	32	108	140	172
H	25	33	36	36
D	32	12	13	13



FH318



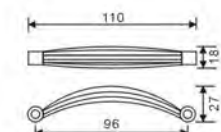
FH323 FH324

FH323-FH324

Furniture Handle

Material: Zinc alloy

	Describe(mm)			
	FH323		FH324	
⌀ C	96	128	160	
L	32.5	110	142	174
H	33	27	30	30
D	32.5	18	18	18



FH324



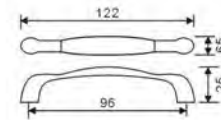
FH325 FH326

FH325-FH326

Furniture Handle

Material: Zinc alloy

Describe(mm)				
	FH325		FH326	
Φ C	S	L	96	128
L	24	30	156	158
H	19	25	25	27
D			25	28



FH326



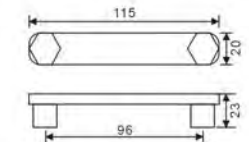
FH331 FH332

FH331-FH332

Furniture Handle

Material: Zinc alloy

Describe(mm)				
	FH331		FH332	
Φ C	96	128	160	
L	30	115	147	179
H	25	23	23	23
D	30	20	20	20



FH332



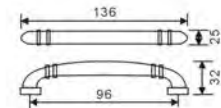
FH327 FH328

FH327-FH328

Furniture Handle

Material: Zinc alloy

Describe(mm)			
	FH327	FH328	
Φ C	96	128	
L	30	136	142
H	30	25	35
D	30	32	12



FH328



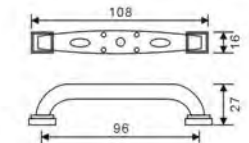
FH333 FH334

FH333-FH334

Furniture Handle

Material: Zinc alloy

Describe(mm)				
	FH333	FH334		
Φ C	96	128	160	
L	31	108	140	172
H	25	27	27	27
D	31	16	16	16



FH334



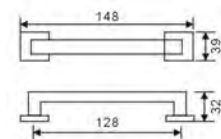
FH329 FH330

FH329-FH330

Furniture Handle

Material: Zinc alloy

Describe(mm)			
	FH329	FH330	
Φ C	16	128	160
L	51	148	180
H	32	32	32
D	39	39	39



FH330



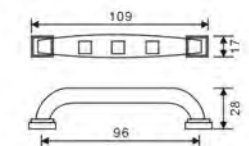
FH335 FH336

FH335-FH336

Furniture Handle

Material: Zinc alloy

Describe(mm)				
	FH335	FH336		
Φ C	96	128	160	
L	30	109	141	173
H	22	28	28	28
D	30	17	17	17



FH336



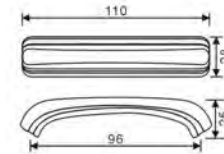
FH337 FH338

FH337-FH338

Furniture Handle

Material: Zinc alloy

	Describe(mm)			
		FH337	FH338	
Φ C		96	128	160
L	42	110	142	174
H	32	25	27	27
D	30	28	28	28



FH338



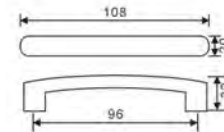
FH339 FH340

FH339-FH340

Furniture Handle

Material: Zinc alloy

	Describe(mm)			
		FH339	FH340	
Φ C		96	128	160
L	40	108	140	172
H	30	32	32	32
D	20	20	20	20



FH340



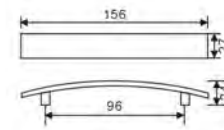
FH341 FH342

FH341-FH342

Furniture Handle

Material: Zinc alloy

	Describe(mm)			
		FH341	FH342	
Φ C		96	128	160
L	36	156	188	220
H	25	24	24	24
D	16	27	27	27



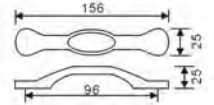
FH342



FH343 FH344

FH343-FH344

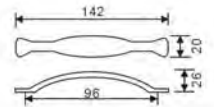
	Describe(mm)	
	6787	6788
Φ C		96
L	44	156
H	30	25
D	44	25



FH345 FH346

FH345-FH346

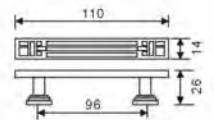
	Describe(mm)	
	6763	6776
Φ C		96
L	35	142
H	31	26
D	35	20



FH347 FH348

FH347-FH348

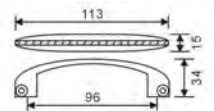
	Describe(mm)	
	6765	6766
Φ C		96
L	28	110
H	25	26
D	28	14



FH349 FH350

FH349-FH350

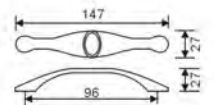
	Describe(mm)	
	6769	6770
Φ C		96
L	32	113
H	27	34
D	32	15



FH351 FH352

FH351-FH352

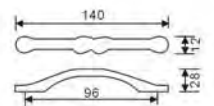
	Describe(mm)	
	6771	6772
Φ C		96
L	34.5	147
H	29.5	27
D	34.5	27



FH353 FH354

FH353-FH354

	Describe(mm)	
	6775	6764
Φ C		96
L	42	140
H	25	28
D	20	12

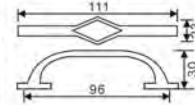




FH355 FH356

FH355-FH356

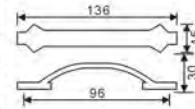
	Describe(mm)	
	FH355	FH356
Φ C	44	96
L	28	111
H	25	30
D	25	23



FH357 FH358

FH357-FH358

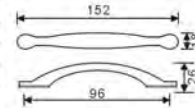
	Describe(mm)	
	FH357	FH358
Φ C	40	96
L	27	136
H	27	27
D	27	15



FH359 FH360

FH359-FH360

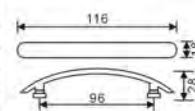
	Describe(mm)	
	FH359	FH360
Φ C	30	96
L	25	152
H	25	26
D	30	18



FH361 FH362

FH361-FH362

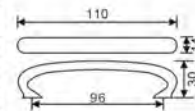
	Describe(mm)	
	FH361	FH362
Φ C	40	96
L	28.5	116
H	22	28
D	22	18



FH363 FH364

FH363-FH364

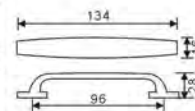
	Describe(mm)	
	FH363	FH364
Φ C	33	96
L	26	110
H	33	30
D	33	14



FH365 FH366

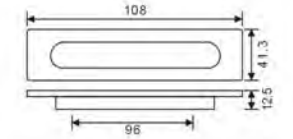
FH365-FH366

	Describe(mm)	
	FH365	FH366
Φ C	48	96
L	18	134
H	18	28
D	18	16



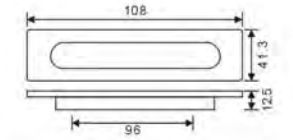
FH382-SN

	Describe(mm)		
	64	96	128
Φ	74	108	141
L	12.5	12.5	12.5
H	41.3	41.3	41.3



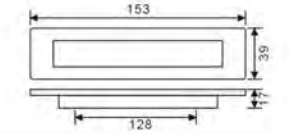
FH382-AB

	Describe(mm)		
	96	128	141
Φ	108	141	141
L	12.5	12.5	12.5
H	41.3	41.3	41.3



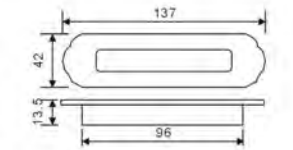
FH383

	Describe(mm)	
	96	128
Φ	122	153
L	17	17
H	39	39



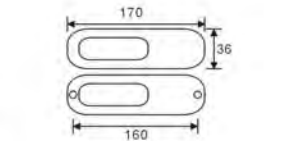
FH384

	Describe(mm)	
	96	128
Φ	137	168
L	13.5	13.5
H	42	42



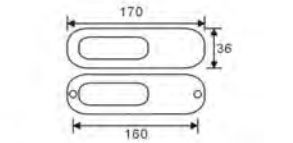
FH385-PB

	Describe(mm)	
	160	170
Φ	170	170
L	36	36
H	36	36



FH385-SN

	Describe(mm)	
	160	170
Φ	170	170
L	36	36
H	36	36



FH386

	Describe(mm)	
	76	96
Φ	92.5	128
L	13.5	13.5
H	32	36

