


Code: 144-12



Golden
World
Trading
Group


www.GoldenWTG.org

WT-304 SERIES FARM TRACTORS I

MODEL	Regular specifications	Brief introduction															
<div style="display: flex; align-items: center;"> <div style="margin-right: 20px;"> <p>WT-304 4*4wheeled</p> </div>  </div>	<table border="1" style="width: 100%; border-collapse: collapse;"> <tr><td>Engine model:JD2102</td></tr> <tr><td>Gear box:8+2</td></tr> <tr><td>Rated power:20.96kw</td></tr> <tr><td>Overall size:2960*1296*1365mm</td></tr> <tr><td>Wheel base:1512mm</td></tr> <tr><td>Track:1000-1300mm</td></tr> <tr><td>Mini ground clearance:318mm</td></tr> <tr><td>Mini steering:3.0m</td></tr> <tr><td>Steering type: hydraulic</td></tr> <tr><td>Dry mass:1150kg</td></tr> <tr><td>Mini operation mass:1260kg</td></tr> <tr><td>Front tyre 6.00-16 rear tyre:9.5-24</td></tr> <tr><td>Front wheel tyre pressure:80-150kpa</td></tr> <tr><td>Rear wheel tyre pressure:80-150kpa</td></tr> <tr><td>Options: creep shift, bump,dual-way hydraulic output, ROPS, sunshine shield</td></tr> </table>	Engine model:JD2102	Gear box:8+2	Rated power:20.96kw	Overall size:2960*1296*1365mm	Wheel base:1512mm	Track:1000-1300mm	Mini ground clearance:318mm	Mini steering:3.0m	Steering type: hydraulic	Dry mass:1150kg	Mini operation mass:1260kg	Front tyre 6.00-16 rear tyre:9.5-24	Front wheel tyre pressure:80-150kpa	Rear wheel tyre pressure:80-150kpa	Options: creep shift, bump,dual-way hydraulic output, ROPS, sunshine shield	<p>WT-304 is designed for meeting the demands of both international and domestic tractor markets. Its matched power is JD2102 two-cylinder engine.</p> <p>With hydraulic steering system which is equipped for quick and convenient operations. It can be mainly used for farmland operation and field transportation.</p>
Engine model:JD2102																	
Gear box:8+2																	
Rated power:20.96kw																	
Overall size:2960*1296*1365mm																	
Wheel base:1512mm																	
Track:1000-1300mm																	
Mini ground clearance:318mm																	
Mini steering:3.0m																	
Steering type: hydraulic																	
Dry mass:1150kg																	
Mini operation mass:1260kg																	
Front tyre 6.00-16 rear tyre:9.5-24																	
Front wheel tyre pressure:80-150kpa																	
Rear wheel tyre pressure:80-150kpa																	
Options: creep shift, bump,dual-way hydraulic output, ROPS, sunshine shield																	


Remarks:options are not included in the regular products, inform us in advance if you have these requirements.

WT-304 SERIES FARM TRACTORS II

MODEL	WT-304 4*4wheeled	Regular specifications	Brief introduction
	Engine model:LD3T30	<p>WT-304 is designed for meeting the demands of both international and domestic tractor markets. Its matched power is LD3T30 3-cylinder engine.</p> <p>With hydraulic steering system which is equipped for quick and convenient operations. It can be mainly used for farmland operation and field transportation.</p>	
	Gear box:8+2		
	Rated power:20.96kw		
	Overall size:2960*1296*1365mm		
	Wheel base:1512mm		
	Track:1000-1300mm		
	Mini ground clearance:318mm		
	Mini steering:3.0m		
	Steering type: hydraulic		
	Dry mass:1150kg		
	Mini operation mass:1260kg		
	Front tyre 6.00-16 rear tyre:9.5-24		
	Front wheel tyre pressure:80-150kpa		
	Rear wheel tyre pressure:80-150kpa		
Options: creep shift, bump ,dual-way hydraulic output, ROPS, sunshine shield			


Remarks:options are not included in the regular products, inform us in advance if you have these requirements.

WT-304 SERIES FARM TRACTORS II

MODEL	WT-304 4*4wheeled	Regular specifications	Brief introduction
	Engine model:LD3T30	<p>WT-304 is designed for meeting the demands of both international and domestic tractor markets. Its matched power is LD3T30 3-cylinder engine.</p> <p>With hydraulic steering system which is equipped for quick and convenient operations. It can be mainly used for farmland operation and field transportation.</p>	
	Gear box:8+2		
	Rated power:20.96kw		
	Overall size:2960*1296*1365mm		
	Wheel base:1512mm		
	Track:1000-1300mm		
	Mini ground clearance:318mm		
	Mini steering:3.0m		
	Steering type:hydraulic		
	Dry mass:1150kg		
	Mini operation mass:1260kg		
	Front tyre 6.00-16 rear tyre:9.5-24		
	Front wheel tyre pressure:80-150kpa		
	Rear wheel tyre pressure:80-150kpa		
Options: creep shift, bump,dual-way hydraulic output, ROPS, sunshine shield			


Remarks:options are not included in the regular products, inform us in advance if you have these requirements.

WT-354 SERIES FARM TRACTORS I

MODEL	WT-354 4*4wheeled	Regular specifications	Brief introduction
	Engine model:LD4L22	<p>WT-354 is designed for meeting the demands of both international and domestic tractor markets. Its matched power is LD4L22 4-cylinder engine.</p> <p>With hydraulic steering system which is equipped for quick and convenient operations. It can be mainly used for farmland operation and field transportation.</p>	
	Gear box:8+2		
	Rated power:25.7kw		
	Overall size:2960*1296*1365mm		
	Wheel base:1512mm		
	Track:1000-1300mm		
	Mini ground clearance:318mm		
	Mini steering:3.0m		
	Steering type: hydraulic		
	Dry mass:1210kg		
	Mini operation mass:1260kg		
	Front tyre 6.00-16 rear tyre:9.5-24		
	Front wheel tyre pressure:80-150kpa		
	Rear wheel tyre pressure:80-150kpa		
Options: creep shift, bump,dual-way hydraulic output, ROPS, sunshine shield			


Remarks:options are not included in the regular products, inform us in advance if you have these requirements.

WT-354 SERIES FARM TRACTORS II

MODEL	WT-354 4*4wheeled	Regular specifications	Brief introduction
	Engine model:LD4L22	<p>WT-354 is designed for meeting the demands of both international and domestic tractor markets. Its matched power is LD4L22 4-cylinder engine.</p> <p>With hydraulic steering system which is equipped for quick and convenient operations. It can be mainly used for farmland operation and field transportation.</p>	
	Gear box:8+2		
	Rated power:25.7kw		
	Overall size:2960*1296*1365mm		
	Wheel base:1512mm		
	Track:1000-1300mm		
	Mini ground clearance:318mm		
	Mini steering:3.0m		
	Steering type: hydraulic		
	Dry mass:1210kg		
	Mini operation mass:1260kg		
	Front tyre 6.00-16 rear tyre:9.5-24		
	Front wheel tyre pressure:80-150kpa		
	Rear wheel tyre pressure:80-150kpa		
Options: creep shift, bump,dual-way hydraulic output, ROPS, sunshine shield			


Remarks:options are not included in the regular products, inform us in advance if you have these requirements.

WT-350 SERIES FARM TRACTORS I

MODEL	WT-350 4*2wheeled	Regular specifications	Brief introduction
	Engine model:LD4L22	<p>WT-350 is designed for meeting the demands of both international and domestic tractor markets. Its matched power is LD4L22 4-cylinder engine.</p> <p>With hydraulic steering system which is equipped for quick and convenient operations. It can be mainly used for farmland operation and field transportation.</p>	
	Gear box:8+2		
	Rated power:25.7kw		
	Overall size:2960*1296*1365mm		
	Wheel base:1512mm		
	Track:1000-1300mm		
	Mini ground clearance:318mm		
	Mini steering:3.0m		
	Steering type:mechanical		
	Dry mass:1210kg		
	Mini operation mass:1260kg		
	Front tyre 6.00-16 rear tyre:9.5-24		
	Front wheel tyre pressure:80-150kpa		
	Rear wheel tyre pressure:80-150kpa		
Options: creep shift, bump,dual-way hydraulic output, ROPS, sunshine shield ,cabin			

Remarks:options are not included in the regular products, inform us in advance if you have these requirements.

WT-350 SERIES FARM TRACTORS II

MODEL	WT-350 4*2wheeled	Regular specifications	Brief introduction
		Engine model:LD4L22	WT-350 is designed for meeting the demands of both international and domestic tractor markets. Its matched power is LD4L22 4-cylinder engine. With hydraulic steering system which is equipped for quick and convenient operations. It can be mainly used for farmland operation and field transportation.
		Gear box: 8+2	
		Rated power:25.7kw	
		Overall size:2960*1296*1365mm	
		Wheel base:1512mm	
		Track:1000-1300mm	
		Mini ground clearance:318mm	
		Mini steering:3.0m	
		Steering type:mechanical	
		Dry mass:1210kg	
		Mini operation mass:1260kg	
		Front tyre 6.00-16 rear tyre:9.5-24	
		Front wheel tyre pressure:80-150kpa	
		Rear wheel tyre pressure:80-150kpa	
Options: creep shift, bump,dual-way hydraulic output, ROPS, sunshine shield			


Remarks:options are not included in the regular products, inform us in advance if you have these requirements.

HAOTIAN TY SERIES FARM TRACTORS I

MODEL	TY-254 4*4wheeled	Regular specifications	Brief introduction
	Engine model:JD295IT	<p>WT-254 is designed for meeting the demands of both international and domestic tractor markets. Its matched power is JD295IT 4 2-cylinder engine.</p> <p>With hydraulic steering system which is equipped for quick and convenient operations. It can be mainly used for farmland operation and field transportation.</p>	
	Gear box: 8+2		
	Rated power:18.4kw		
	Overall size:3074*1560*1980mm		
	Wheel base:1650mm		
	Track:1200mm		
	Mini ground clearance:318mm		
	Mini steering:2.8m		
	Dry mass:1010kg:		
	Clutch:single plate,dry friction, single stage,constant		
	Front tyre 6.00-16 rear tyre:9.5-24		
	Steering:mechanical		
	Rated rev.:2350rpm.		
	Suspension type:post tri-point suspension type		
	PTO:540/720 rpm.		
Options: creep shift, bump,dual-way hydraulic output, ROPS, sunshine shield			


Remarks:options are not included in the regular products, inform us in advance if you have these requirements.

HAOTIAN TY SERIES FARM TRACTORS II

MODEL	TY-304 4*4wheeled	Regular specifications	Brief introduction
		Engine model:JD2102IT/LD3T30	WT-304 is designed for meeting the demands of both international and domestic tractor markets. Its matched power is JD2102IT 4 2-cylinder engine. With hydraulic steering system which is equipped for quick and convenient operations. It can be mainly used for farmland operation and field transportation.
		Gear box: 8+2	
		Rated power:22.05kw	
		Overall size:3074*1560*1980mm	
		Wheel base:1650mm	
		Track:1200mm	
		Mini ground clearance:318mm	
		Mini steering:2.8m	
		Dry mass:1010kg:	
		Clutch:single plate,dry friction, single stage,constant	
		Front tyre : 6.00-16 rear tyre: 9.5-24	
		Steering:mechanical	
		Rated rev.:2350rpm.	
		Suspension type:post tri-point suspension type	
	PTO:540/720 rpm.		
	Options: creep shift, bump,dual-way hydraulic output, ROPS, sunshine shield		


Remarks:options are not included in the regular products, inform us in advance if you have these requirements.

HAOTIAN TY SERIES FARM TRACTORS III

MODEL	TY-300 4*2wheeled	Regular specifications	Brief introduction
		Engine model:JD2102IT/LD3T30	WT-300 is designed for meeting the demands of both international and domestic tractor markets. Its matched power is JD2102IT 2-cylinder engine. With hydraulic steering system which is equipped for quick and convenient operations. It can be mainly used for farmland operation and field transportation.
		Gear box: 8+2	
		Rated power:22.05kw	
		Overall size:3074*1560*1980mm	
		Wheel base:1650mm	
		Track:1200mm	
		Mini ground clearance:318mm	
		Mini steering:2.8m	
		Dry mass:1010kg:	
		Clutch:single plate,dry friction, single stage,constant	
		Front tyre : 6.00-16 rear tyre: 9.5-24	
		Steering:mechanical	
		Rated rev.:2350rpm.	
		Suspension type:post tri-point suspension type	
	PTO:540/720 rpm.		
	Options: creep shift, bump,dual-way hydraulic output, ROPS, sunshine shield		


Remarks:options are not included in the regular products, inform us in advance if you have these requirements.

HAOTIAN TY SERIES FARM TRACTORS III

MODEL	TY-354 4*4wheeled	Regular specifications	Brief introduction
		Engine model:LD4L22BT/JD3100	WT-354 is designed for meeting the demands of both international and domestic tractor markets. Its matched power is LD4L22 4-cylinder engine. With hydraulic steering system which is equipped for quick and convenient operations. It can be mainly used for farmland operation and field transportation.
		Gear box: 8+2	
		Rated power:25.8kw	
		Overall size:3074*1560*1980mm	
		Wheel base:1650mm	
		Track:1200mm	
		Mini ground clearance:318mm	
		Mini steering:2.8m	
		Dry mass:1010kg:	
		Clutch:single plate,dry friction, single stage,constant	
		Front tyre : 6.00-16 rear tyre: 9.5-24	
		Steering:mechanical	
		Rated rev.:2350rpm.	
		Suspension type:post tri-point suspension type	
	PTO:540/720 rpm.		
	Options: creep shift, bump,dual-way hydraulic output, ROPS, sunshine shield		


Remarks:options are not included in the regular products, inform us in advance if you have these requirements.

ONE-CLYLINDER SERIES FARM TRACTORS I

MODEL 4*2/4*4wheeled	WT-150/170/154/174	Regular specifications	Brief introduction
	Engine model:LD1115	This series product is a new generation	
	Gear box :8+2	small 4-wheel tractor by overall	
	Rated power:12.5kw	improvement and development of our	
	Overall size:2780*1180*1190mm	company which based on the basic series.	
	Wheel base:910/960mm	It is designed with international standard	
	Track:1400mm	post PTO and has the characteristics of	
	Mini ground clearance:295mm	large power, low fuel consumption, more	
	Mini steering:2.8m	shift gears, good matched performance	
	Steering type: mechanical	and convenient operation and	
	Dry mass:825kg	maintenance.	
	Mini operation mass:1260kg		
	Front tyre 4.00-12 rear tyre:7.50-16		
	Front wheel tyre pressure:147-245kpa		
	Rear wheel tyre pressure:80-150kpa		
Options: creep shift, bump,dual-way hydraulic output, ROPS, sunshine shield			


Remarks:options are not included in the regular products, inform us in advance if you have these requirements

ONE-CYLINDER SERIES FARM TRACTORS II

MODEL	TAISHAN-200 4*2/4*4wheeled	Regular specifications	Brief introduction
	Engine model:KM130	<p>This series product is a new generation small 4-wheel tractor by overall improvement and development of our company which based on the basic series. It is designed with international standard post PTO and has the characteristics of large power, low fuel consumption, more shift gears, good matched performance and convenient operation and maintenance.</p>	
	Gear box:8+2		
	Rated power:14.7kw		
	Overall size:2630*1180*1290mm		
	Wheel base:910/960mm		
	Track:1400mm		
	Mini ground clearance:295mm		
	Mini steering:2.8m		
	Steering type: mechanical		
	Dry mass:825kg		
	Mini operation mass:1260kg		
	Front tyre 4.00-12 rear tyre:7.50-16		
	Front wheel tyre pressure:147-245kpa		
	Rear wheel tyre pressure:80-150kpa		
	Options: creep shift, bump,dual-way hydraulic output, ROPS, sunshine shield		


Remarks:options are not included in the regular products, inform us in advance if you have these requirements.

ONE-CLYLINDER SERIES FARM TRACTORS III

MODEL	WT-240D 4*2/4*4wheeled	Regular specifications	Brief introduction
	Engine model:LD24	<p>This series product is a new generation small 4-wheel tractor by overall improvement and development of our company which based on the basic series. It is designed with international standard post PTO and has the characteristics of large power, low fuel consumption, more shift gears, good matched performance and convenient operation and maintenance.</p>	
	Rated power:17.6kw		
	Overall size:2680*1180*1290mm		
	Wheel base:910/960mm		
	Track:1400mm		
	Mini ground clearance:295mm		
	Mini steering:2.8m		
	Steering type: mechanical		
	Dry mass:825kg		
	Mini operation mass:1260kg		
	Front tyre 4.00-12 rear tyre:7.50-16		
	Front wheel tyre pressure:147-245kpa		
Rear wheel tyre pressure:80-150kpa			
Options: creep shift, bump, dual-way hydraulic output, ROPS, sunshine shield			


Remarks: options are not included in the regular products, inform us in advance if you have these requirements.

ONE-CLYLINDER SERIES FARM TRACTORS IV

MODEL	Regular specifications	Brief introduction
<div style="display: flex; justify-content: space-between;"> WT-260 4*2/4*4wheeled </div> 	<p>Engine model:LD28</p> <p>Rated power:19.1kw</p> <p>Overall size:2630*1170*1290mm</p> <p>Wheel base:910/960mm</p> <p>Track:1400mm</p> <p>Mini ground clearance:295mm</p> <p>Mini steering:2.8m</p> <p>Steering type: mechanical</p> <p>Dry mass:825kg</p> <p>Mini operation mass:1260kg</p> <p>Front tyre 4.00-12 rear tyre:7.50-16</p> <p>Front wheel tyre pressure:147-245kpa</p> <p>Rear wheel tyre pressure:80-150kpa</p> <p>Options: creep shift, bump,dual-way hydraulic output, ROPS, sunshine shield</p>	<p>This series product is a new generation small 4-wheel tractor by overall improvement and development of our company which based on the basic series. It is designed with international standard post PTO and has the characteristics of large power, low fuel consumption, more shift gears, good matched performance and convenient operation and maintenance.</p>


Remarks:options are not included in the regular products, inform us in advance if you have these requirements.

ONE-CLYLINDER SERIES FARM TRACTORS V

MODEL	Regular specifications	Brief introduction
<p style="text-align: center;">TAISHAN-280 4*2/4*4wheeled</p> 	<p>Engine model:LD KM160</p> <p>Rated power:20.6kw</p> <p>Overall size:2630*1170*1290mm</p> <p>Wheel base:910/960mm</p> <p>Track:1400mm</p> <p>Mini ground clearance:295mm</p> <p>Mini steering:2.8m</p> <p>Steering type: mechanical</p> <p>Dry mass:825kg</p> <p>Mini operation mass:1260kg</p> <p>Front tyre 4.00-12 rear tyre:7.50-16</p> <p>Front wheel tyre pressure:147-245kpa</p> <p>Rear wheel tyre pressure:80-150kpa</p> <p>Options: creep shift, bump,dual-way hydraulic output, ROPS, sunshine shield</p>	<p>This series product is a new generation small 4-wheel tractor by overall improvement and development of our company which based on the basic series. It is designed with international standard post PTO and has the characteristics of large power, low fuel consumption, more shift gears, good matched performance and convenient operation and maintenance.</p>


Remarks:options are not included in the regular products, inform us in advance if you have these requirements.

GREENHOUSE--KING SERIES FARM TRACTORS I

MODEL	Regular specifications	Brief introduction
<p style="text-align: center;">WT-350 4*2 wheeled</p> 	<p>Engine model:LD 4L22</p> <p>Rated power:25.7kw</p> <p>Overall size:2430*1130*1240mm</p> <p>Wheel base:1600mm</p> <p>Track:960-1000mm</p> <p>Mini ground clearance:215mm</p> <p>Mini steering:2.6m</p> <p>Steering type:mechanical</p> <p>Dry mass:1109kg</p> <p>Mini operation mass:1260kg</p> <p>Front tyre 6.00-12 rear tyre:9.5-24</p> <p>Front wheel tyre pressure:80-150kpa</p> <p>Rear wheel tyre pressure:80-150kpa</p> <p>Options: creep shift, bump,dual-way hydraulic output, ROPS, sunshine shield</p> <p>Gear box:8+2</p>	<p>Greenhouse-king are mainly designed for green house and gardens. Its small overall size maks it works more flexible and without dead end. Matched with different implements, it can accomplish different kinds of works,such as plow, fertilizer,sprayer etc.</p>


Remarks:options are not included in the regular products, inform us in advance if you have these requirements.

GREENHOUSE--KING SERIES FARM TRACTORS II

MODEL	WT-354 4*2 wheeled	Regular specifications	Brief introduction
		Engine model:LD 4L22	Greenhouse-king are mainly designed for green house and gardens. Its small overall size maks it works more flexible and without dead end. Matched with different implements, it can accomplish different kinds of works,such as plow, fertilizer,sprayer etc.
		Rated power:25.7kw	
		Overall size:2430*1130*1240mm	
		Wheel base:960-1000mm	
		Track:1600mm	
		Mini ground clearance:215mm	
		Mini steering:2.6m	
		Steering type:hydraulic	
		Dry mass:1109kg	
		Mini operation mass:1260kg	
		Front tyre 6.00-12 rear tyre:9.5-24	
		Front wheel tyre pressure:80-150kpa	
		Rear wheel tyre pressure:80-150kpa	
		Options: creep shift, bump,dual-way hydraulic output, ROPS, sunshine shield	


Remarks:options are not included in the regular products, inform us in advance if you have these requirements.

GREENHOUSE--KING SERIES FARM TRACTORS III

MODEL	WT-550 4*2 wheeled	Regular specifications	Brief introduction
	Engine model:LD 4L100	Greenhouse-king are mainly designed for green house and gardens. Its small overall size maks it works more flexible and without dead end. Matched with different implements, it can accomplish different kinds of works,such as plow, fertilizer,sprayer etc.	
	Rated power:40.4kw		
	Overall size:2430*1130*1240mm		
	Wheel base:960-1000mm		
	Track:1600mm		
	Mini ground clearance:215mm		
	Mini steering:2.6m		
	Steering type:mechanical		
	Dry mass:1209kg		
	Mini operation mass:1260kg		
	Front tyre 6.00-12 rear tyre:9.5-24		
	Front wheel tyre pressure:80-150kpa		
	Rear wheel tyre pressure:80-150kpa		
Options: creep shift, bump,dual-way hydraulic output, ROPS, sunshine shield			


Remarks:options are not included in the regular products, inform us in advance if you have these requirements.

HAOTIAN SERIES GREENHOUSE--KING FARM TRACTORS I

MODEL	TY-300 4*2wheeled	Regular specifications	Brief introduction
		Engine model:JD2102IT/LD3T30	Greenhouse-king are mainly designed for green house and gardens. Its small overall size makes it works more flexible and without dead end. Matched with different implements, it can accomplish different kinds of works,such as plow, fertilizer,sprayer etc.
		Gear box: 8+2	
		Rated power:22.05kw	
		Overall size:2700*1220*1100mm	
		Wheel base:1500mm	
		Track:960mm	
		Mini ground clearance:258mm	
		Mini steering:2.6m	
		Dry mass:980kg:	
		Clutch:single plate,dry friction, single stage,constant	
		Front tyre : 4.50-12 rear tyre: 9.5-16	
		Steering:mechanical	
		Rated rev.:2350rpm.	
		Suspension type:post tri-point suspension type	
PTO:540/720 rpm.			
Options: creep shift, bump,dual-way hydraulic output, ROPS, sunshine shield			

Remarks:options are not included in the regular products, inform us in advance if you have these requirements.

HAOTIAN SERIES GREENHOUSE--KING FARM TRACTORS II

MODEL	TY-304 4*4wheeled	Regular specifications	Brief introduction
		Engine model:JD2102IT/LD3T30	Greenhouse-king are mainly designed for green house and gardens. Its small overall size maks it works more flexible and without dead end. Matched with different implements, it can accomplish different kinds of works,such as plow, fertilizer,sprayer etc.
		Gear box: 8+2	
		Rated power:22.05kw	
		Overall size:2700*1220*1100mm	
		Wheel base:1500mm	
		Track:960mm	
		Mini ground clearance:258mm	
		Mini steering:2.6m	
		Dry mass:980kg:	
		Clutch:single plate,dry friction, single stage,constant	
		Front tyre : 4.50-12 rear tyre: 9.5-16	
		Steering:mechanical	
		Rated rev.:2350rpm.	
		Suspension type:post tri-point suspension type	
		PTO:540/720 rpm.	
	Options: creep shift, bump,dual-way hydraulic output, ROPS, sunshine shield		

Remarks:options are not included in the regular products, inform us in advance if you have these requirements.