

Code:149-1



Golden  
World  
Trading  
Group

[www.GoldenWTG.org](http://www.GoldenWTG.org)



**Specification:**

Item	RO-1000J(1000L/H)	Remark
Production capacity	1000 liters per hour (25°C)	
Power supply	AC220V/380V 50HZ	
Power	3.7KW	
Booster pump	CDL4-30	
Stainless steel pre- filter vessel	Φ500×H1600X 2 items	
Glass steel softener vessel	Φ500×H1750X 1 item	
Autotrol selector valve	280 * 1	
Stainless steel precision filter vessel	10" X 5 X 1item	
1st RO membrane module	BW30HRLE-4040X 3 items	
2nd RO membrane module	BW30HRLE-4040X 2 items	
1st grade high pressure pump	CDL4-150 X 1item	
2nd grade high pressure pump	CDL2-130 X 1item	
The middle tank between 1st and 2nd RO system	0.5cbm	
Quartz sand	250kgs	
Active carbon	100kgs	
pipeline	PVC-U	
Machine size	150X55X165CM	



**Specification:**

Item	RO-1000J(2000L/H)	Remark
Production capacity	2000 liters per hour (25°C)	
Power supply	AC220V/380V 50HZ	
Power	6.3KW	
Booster pump	CDL4-50	
Stainless steel pre- filter vessel	Φ600×H1800X 2 items	
Glass steel softener vessel	Φ500×H1750X 1 item	
Autotrol selector valve	180 * 1	
Stainless steel precision filter vessel	20" X 5 X 1item	
1st RO membrane module	BW30HRLE-4040X 6 items	
2nd RO membrane module	BW30HRLE-4040X 4 items	
1st grade high pressure pump	CDL4-160 X 1item	
2nd grade high pressure pump	CDL2-120 X 1item	
The middle tank between 1st and 2nd RO system	1cbm	
Quartz sand	500kgs	
Active carbon	150kgs	
pipeline	PVC-U	
Machine size	250X50X165CM	



**Specification:**

Item	RO-1000J(6000L/H)	Remark
Feed pump	CHLF16-40, SS304, 380V/50Hz 4KW	
Quartz sand filter	FRP Φ1200*2200mm, 2000kgs refining quartz sand	
Active carbon filter	FRP Φ1200*2200mm, 1000kgs coconut carbon	
Water softener	FRP Φ1200*2200mm, UK PUROLITE Resin	
Control valve	F77A	
Salt tank	400L	
Micron filter	Φ350*1000mm, Stainless steel, 5um PP filter*15	
RO device	MJ-36K, 6T/hr 25 °C	
1st high pressure pump	CDLF12-140, SS304, 380V/50Hz 11KW	
RO membrane	BW30-365, minimum salt rejection rate: 99.5%	
Pressure vessel	FRP 8040*2	
Magnetic valve	DN50*1、DN40*2	
Adjustable valve	DN25	
Flow mete	100GPM	
Low pressure gauge	0-160Psi	
High pressure gauge	0-400Psi	
Pipeline	PVC-U	
PLC control	LG series	
Ultraviolet sterilizer	40W*3items	
C.I.P. system	Famous brand, China	
Electrical control	LG series, SS304 electrical cabinet with connector	
Protection system	High pressure pump protection without water	



**Specification:**

Item	RO-1000J (20000L/H)	RO-1000J (30000L/H)	RO-1000J (50000L/H)	Remark
Capacity	20000L / hour (25°C)	30000L / hour (25°C)	50000L / hour (25°C)	
Power supply	380V/220V 50Hz	380V/220V 50Hz	380V/220V 50Hz	
power	22.5KW	37.5KW	56KW	
Booster pump	CR32-2	CR45-2	CR64-2	Groundfos
Stainless steel pre-filter	Φ1800*3200×2items	Φ1800*3000×2items	φ2300×2500×2items	
Stainless steel precision filter	φ400×1000	φ400×1000	φ500×1000×2items	
RO membrane	BW30-400*24	BW30-365*35	BW30-400*54	
high pressure pump	CR45-8	CR45-8	CR64-7	
Quartz stand	4000kg	5000kg	7500kg	
Active carbon:	1300kg	1600kg	2400kg	
Pipeline	Optional: PVC-U or Stainless steel			
Function	The system has auto and manual modes			



**Specification:**

Item	UF-1000J(5000LPH)	Remark
Production capacity	5000 liters per hour	
Power supply	AC380V 50HZ	
Power	1.1KW	
Booster pump	CDL8-30	
Precision filter	SUS304 40"×5	
Sands filter	Φ750*1800	
Carbon filter	Φ750*1800	
Machine frame	S.S.	
UF membrane	Middle-hollow fiber	
TDS meter	CM230	
Flow meter	35GPM*2	
Oil-sealed and anti- vibration pressure meter	SUS304	
Quartz sand	Quartz sand:850kgs	
Active carbon	Active carbon: 275kg	
pipeline	PVC-U	



鑫达威

Shine Dew Water


3&5Gallon Bottled Water

Rinsing&Filling&Capping Machine

Model	XG-100J(120 B/H)	XG-100J(200 B/H)	XG-100J(300 B/H)	XG-100J(600 B/H)
Power supply	220V/380V+/-5% 50Hz/60Hz			
Power	2.7KW	4.2KW	6.4KW	19KW
Bucket Spe.	Φ270×490×Φ56mm			
	Φ230×415×Φ56mm			
Bucket volume	3gallon&5gallon			
cap spe.	Φ58*40mm			
The capability of compressed air	P ≥ 0.6MPa			
PLC	Panasonic			
Electrical	LG			
washing capacity	120 bucket per hour	200 bucket per hour	300 bucket per hour	600 bucket per hour
filling capacity	120 bucket per hour	200 bucket per hour	300 bucket per hour	600 bucket per hour
machine size	2940*500*1480mm	3020*950*1600mm	3350*980*1600mm	3600*1420*1650mm
machine packed size	3140*700*1700mm	3270*1200*1850mm	3600*1230*1850mm	3850*1670*1900mm
machine weight	245kgs	320kgs	400kgs	1350kg
machine packed weight	330kgs	400kgs	450kgs	1650kg
Style	Optional(Normal style, Luxury style, L shape style, Linear style)			



Normal style



L shape style



Luxury style



Linear style

3&5 gallon water washing&filling&capping machine

Auto bottle loading machine

Decapping machine

Auto inside&outside washing machine

Heat steam shrink machine

Rotary type filling system  
for 900BPH and above

Cap feeding system

Filling system







鑫达威

Shine Dew Water

# 3-in-1 Bottled Water Filling Machine



Part	Item	Unit	16-12-6	24-24-8	24-32-8	Remark
Station Number	Washing head	pcs	16	24	24	
	Filling head	pcs	12	24	32	
	Capping head	pcs	6	8	8	
Production rate	0.5L-2L	bph	4000~2000bph	8000~6000bph	12000~10000bph	
Bottle specification	Volume	L	0.35~2	0.35~2		
	Body diameter	mm	50~90	50~90		
	Bottle height	mm	165~320	165~320		
Washing specification	water consumption	L/H	300 liters per hour	600 liters per hour	1200 liters per hour	
Filling specification	Rinsing pressure	Mpa	0.2-0.25	0.2-0.25	0.2-0.25	
	Air consumption	Mpa	0.1	0.1	0.1	
	Filling pressure	Mpa	0.3~0.5	0.3~0.5	0.3~0.5	
	Filling temperature	°C	0-5	0-5	0-5	
	Type of filling	N/M	balanced pressure	balanced pressure	balanced pressure	
Power standard	Main power	Kw	3.5	7	10.5	
	Voltage	V	380V 50Hz 3phase	380V 50Hz 3phase	380V 50Hz 3phase	
Conveyor specification	Air conveyor	m	4	6	10	
	Bottle conveyor	m	8	12	15	
Dimension	Machine dimension	cm	L190*W140*H250	L280*W190*H250	L350*W250*H250	
	Weight	Kgs	2500	4000	4500	



鑫达威

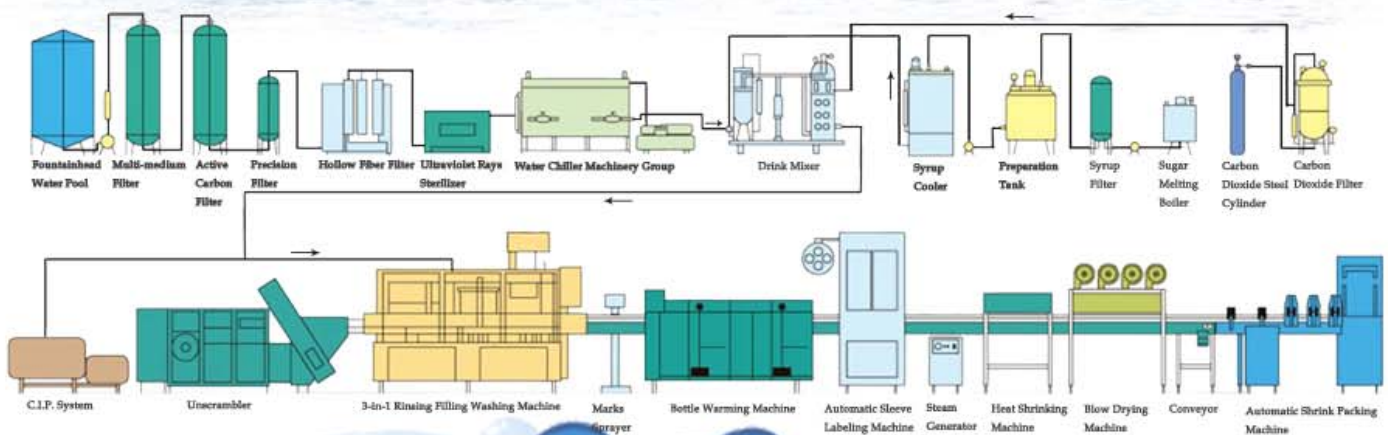
Shine Dew Water

# Carbonated Drink Filling Machine



Model	Unit	18-18-6	24-24-8	32-32-12	40-40-15	50-50-18	Remark	
Washing head	pcs	16	24	24	40	50		
Filling head	pcs	12	24	32	40	50		
Capping head	pcs	6	8	8	15	18		
0.5L-2L	bph	6000~5000bph	7000~6000bph	9000~8000bph	10000bph	11000bph		
Main power	Kw	3.1	3.1	5.6	7.5	9		
Voltage	V	380V 50Hz 3phase						
Body diameter	mm	50~100						
Bottle height	mm	150~310						
Filling precision	mm	$\leq \pm 5$						
Filling pressure	Mpa	$\leq 0.4$						
Machine dimension	cm	240*190*230	280*210*230	420*230*230	500*280*240	590*310*240		

Carbonates Drink Production Line Flow Chart:





鑫达威

Shine Dew Water

# Bottle Blow Molding Machine



SD-8Y



SD-A4

## Specification

Item	Model	SD-8Y	SD-A4	Remark
Type	/	Semi-automatic	Automatic	
Production capacity	Depend on bottle design	1200-1800PCS/H	3200-4200PCS/H	
Bottle	Max volume of bottle	2000ML	2000ML	
	Product material	PET	PET	
Mold	Cavity	2cavities	4cavities	
Main machine power	Electrical source power	380v 3Phase 50HZ	380v 3Phase 50HZ	
	Rated Power	17.5kw	30kw	
Air source	LP air compressor	/	2.0m3/10MPa*1set	
	HP air compressor	1.2m3/min 30Kg	1.2m3/30MPa*3set	
	Air dryer	1.0m3/min 30Kg	2.0m3/30MPa*1set	
Size	L*W*H	1600*600*1610mm	4200*1800*2000mm	
	Weight	500Kg	4200kg	
Blowing cylinder	FESTO	Germany	Germany	
Valve	FESTO	Germany	Germany	
Cylinde	SMC	Japan	Japan	
PLC	LG	South Korea	South Korea	
HMI SCRENN	LG	South Korea	South Korea	
Switch	OMRON	Japan	Japan	



# 鑫达威

## Shine Dew Water

## Packing System



Automatic sleeve shrink bottle labeling machine

**Specification:**

Model	SLM-150	Remark
Voltage specification	AC220V 50/60HZ 1.5-2KW, single phase or AC380V, 50 / 60HZ, 4KW, triphase	
Production speed	Standard label length: 100mm, production speed varies with clients' needs; standard speed is 100-500bottle/min Shorter are M labels, faster is the production speed.	
Applicable Diameter of Bottle Body	Φ28 mm~125mm	
Applicable Length of Label	40 mm ~ 180mm	
Applicable Thickness of Label	0.035 mm ~ 0.10 mm	
Applicable Materials of Label	PVC、PET、OPS、OPP	
Size of Host Machine	L2440mm*W1000mm*H2200mm	



Automatic shrink-wrap packaging machine

**Specification:**

Model	SD-150A
Type	Automatic
Control	PLC control
Height/Hength	850+50mm/1500mm
Max packing dimension	L420×W278×H390mm
Min packing dimension	L210×W140×H100mm
Applicable Materials of membrane	PE、PVC、POF
Applicable Thickness of membrane	0.03 mm ~ 0.15 mm
Packing speed	8~15pcs/minute
power	AC220V/380V 18-24KW
Sealing and cutting time/temperature	0.5~1.5S/normal temperature150~260°C
Width/thickness of the shrink film	MAX600mm/0.06~0.12mm(PVC: 0.2~0.3mm)
Machine Dimension	L6090×W2680×H2030mm
Weight	1200kgs



Automatic Date Printing Machine

**Specification:**

Model	EKJET S5
Power	AC220V/380V 50Hz
Print line number	1-3 line
Matrix dot for printing	English: 8 x 8, 8 x 6, 16 x 16
Printing speed	1400types/hour
Printing height	1.5-15mm
Printing Content	Date, Time, Batch number, Serial number and etc
Printed material	Metal, plastic, glass, wood and etc
Type widening	Can be enlarged to 9 times
Max printing distance	30mm
Temperature	5-45°C
Supporting post	SS304 bar
Humidity	Below 90%
Weight	19kgs
Size(mm)	380mm*215mm*490mm



# 鑫达威

## Shine Dew Water

# Plastic Injection Machine



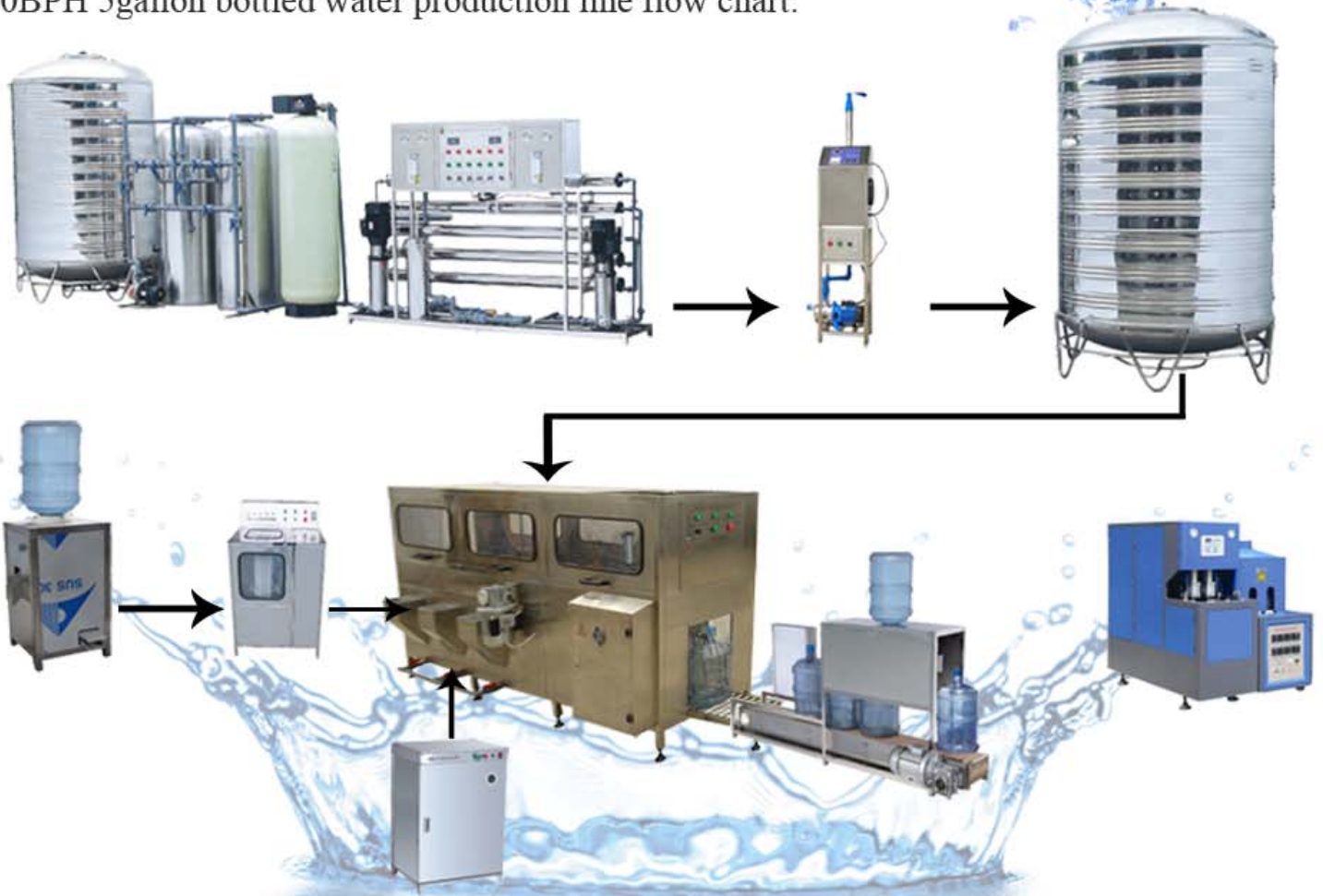
### Specification

No.	Parts	Origin	Spec.	Remark
1	Controller	Taiwan	Techmation 7" LCD Color Screen	
2	Oil Pump	USA or Japan	Vickers or Yuken	optional
3	Directional Valve	USA	Vickers	
4	Proportional Valve	Taiwan	HNC or Dofluid	optional
5	Loose Core	China	1 series	
6	Five-star Motor	China	Intermol or Zihyd	optional
7	Electronic Ruler	USA or France		
8	Electronic Component	Japan or South Korea	Omoron, Fuji or LG	optional
9	Lubrication	/	Automatic	
10	Potted Component	Taiwan or Janpan	/	
11	Orbital Motor	/	Senwei or Like	optional


Technical Parameters		Unit	SD-1500-A	SD-2000-A	SD-3600-A	SD-5300-A
Injection Unit	Screw Diameter	mm	45	50	65	85
	Screw L/D Ratio	L/D	1:21.3	1:21	1:20.6	1:21.3
	Injection Volume	cm <sup>3</sup>	273	461	1138	1945
	Injection Weight	g	248	419	1024	1770
	Injection Rate	g/s	107	120	310	442
	Injection Pressure	g/s	27	23.5	40	80
	Plasticizing Capacity	Mpa	177	168	181	184
	RPM of Screw	rpm	0-200	0-200	0-200	0-150
Clamping Unit	Clamp Tonnage	KN	1500	2000	3600	5300
	Toggle Stroke	mm	380	440	605	820
	Space Between Tie-bars	mm	410*410	480*460	640*640	820*820
	Max.Mould Thickness	mm	420	450	700	820
	Min.Mould Thickness	mm	150	200	250	350
	Ejector Stroke	mm	110	110	125	220
	Ejector Force	KN	38	70	70	150
	Ejector Number	pc	5	5	5	11
Others	Max.Pump Pressure	Mpa	16	16	16	16
	Motor Power	kw	13	18.5	37	55
	Heater Power	kw	9.05	11.15	16	29.3
	Machine Dimensions	cm	450*136*180	510*150*200	670*170*240	825*224*280
	Machine Weight	kg	3800	6000	11500	22000



120BPH 5gallon bottled water production line flow chart:

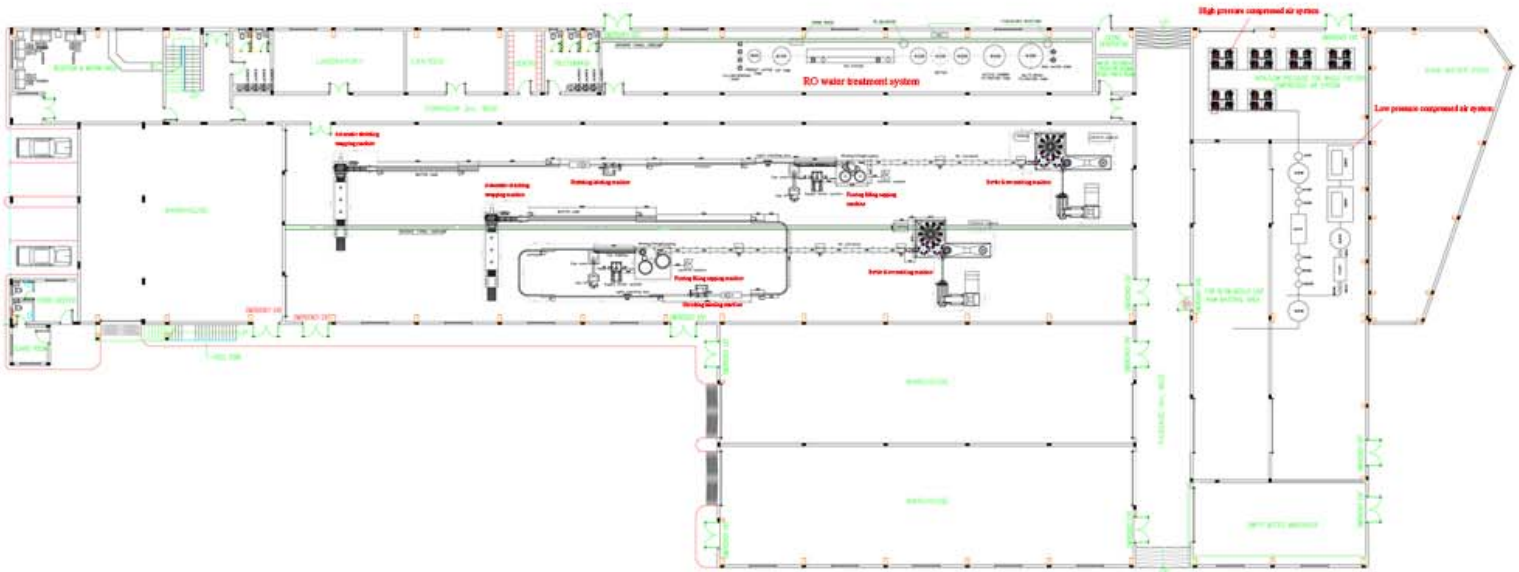


5000BPH bottled water production line flow chart:

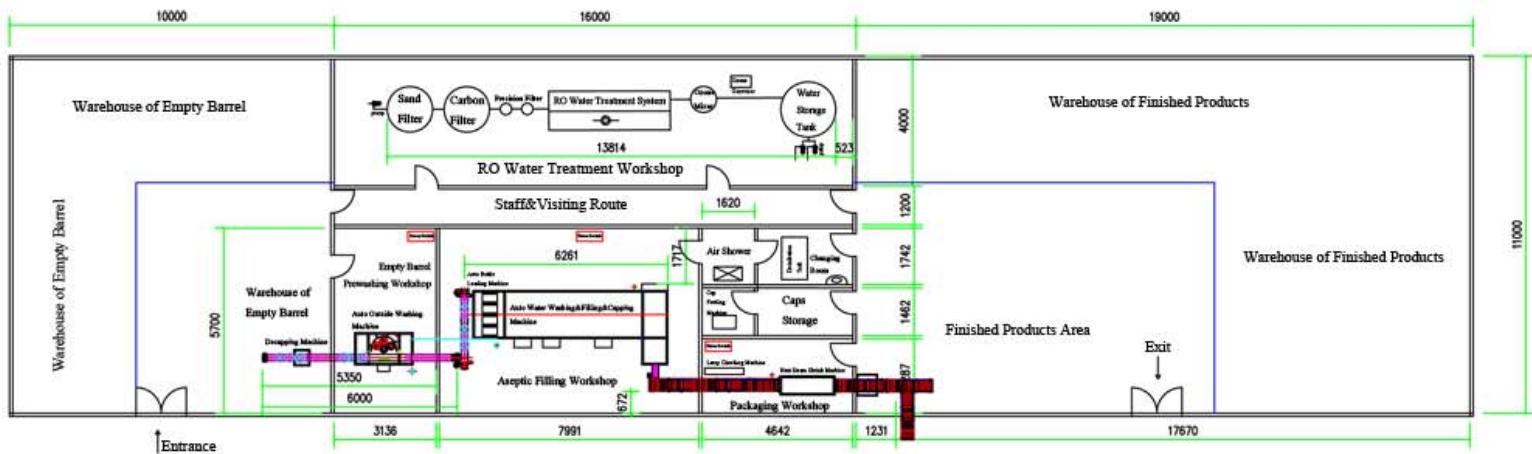




Factory layout of 17000BPH small bottled water production plant:



Factory layout of 5gallon bottled water production plant:



\*Above layouts is based on the actual area of our customer's factory.



鑫达威

Shine Dew Water

# Consumable Items of Water Production Plant



PVC, PET Shrink Labels



Reverse Osmosis Membrane



Caps for Small Bottle



PET Bottle Preform



Caps for 3&5 Gallon Bucket



PET Bottle



3&5 Gallon Bucket



# ShineDew Brings Healthy Water to You



深圳市鑫达威水处理设备有限公司

Shenzhen ShineDew Water Equipment Co.,Ltd.

Address: Rm.209, Block D, Yue Tong Bldg, Min Le Rd., Long Hua District, Shenzhen, China

Tel: +86 755 2314 0799

Fax: +86 755 2818 0796

Mobile: +86 189 2528 3027

E-mail: [info@szsdwater.com](mailto:info@szsdwater.com)

Website: [www.szsdwater.com](http://www.szsdwater.com)

Post code: 518131

All the data on this catalog are for reference only. We reserve the right of update without prior notice. For more details, please contact us freely.